

LG

MULTI V[™] S

Heat Pump 220-240V + 380-415V
R32(50Hz)
0CVM5-02D(Replaces 0CVM5-02C)

TOTAL HVAC SOLUTION PROVIDER

ENGINEERING PRODUCT DATA BOOK

MULTI V™ S
Outdoor Unit

General information

Product Data

Installation of Outdoor Units

Special Guide


MULTI V™ S
Outdoor Unit

General information


- 1. Model Line-up & External Appearance**
- 2. Nomenclature**

1. Model Line-up & External Appearance

◆ 1 Phase

Chassis	Model Name	External Appearance
	Standard	
U4	ZRUN030GSS0 ZRUN040GSS0 ZRUN050GSS0 ZRUN060GSS0	

◆ 3 Phase

Chassis	Model Name	External Appearance
	Standard	
U4	ZRUN030LSS0 ZRUN040LSS0 ZRUN050LSS0 ZRUN060LSS0	

2. Nomenclature

Model Name	ZRU	N	040	G	S	S	0
No.	1	2	3	4	5	6	7

No.	Signification
1	MULTI V System Outdoor Unit using R32
2	Combination of Inverter Type and Cooling Only or Heat Pump N: Inverter and H/P, V: Inverter and C/O
3	Total Cooling Capacity in Horse Power (HP) unit EX) 4HP → '040'
4	Electrical Ratings L : 3Ø, 380-415V, 50Hz / 3Ø, 380V, 50Hz G : 1Ø, 220-240V, 50Hz / 1Ø, 220V, 50Hz
5	Air Discharge Type S : Side Discharge
6	Model Type S : Standard
7	Serial number

MULTI V™ S

Outdoor Unit

Product Data

- 1. List of Functions**
- 2. Specifications**
- 3. Dimensions**
- 4. Electric Characteristics**
- 5. Indoor Unit and Outdoor Unit Capacity Index**
- 6. Capacity Tables**
- 7. Capacity Correction Factor**
- 8. Operation Limits**
- 9. Piping Diagrams**
- 10. Wiring Diagrams**
- 11. Field Wiring**
- 12. Sound Levels**

1. List of Functions

List of function

Category	Functions	Multi V S	
		1Phase	3Phase
Reliability	Defrost / Deicing	O	O
	High pressure switch	O	O
	Phase protection	X	O
	Restart delay (3-minutes)	O	O
	Self diagnosis	O	O
	Soft start	O	O
	Test Run function	X	X
Convenience	Night Low Noise Operation	O	O
Network function	Network solution(LGAP)	O	O

Note

1. O : Applied X : Not applied

Accessory Compatibility List

Product		Model name	ETC	Compatibility
Dry contact	IO Module	PQDSBCDVM0	Demand controller for MULTI V III	X
		PVDSMN000	Demand controller From MULTI V IV series	X
Gateway	ODU PI485	PMNFP14A1	PI 485 Gateway	X
	Cool/Heat Selector	PRDSBM	For MULTI V Heat Pump / Mode lock (Cool/Heat/Fan)	X
	Low Ambient Kit	PRVC2	From MULTI V IV series	X
	AHU Communication Kit & Module	PAHCMR000	Return Air Temperature Control	O
		PAHCMS000	Discharge Air Temperature Control	O
		PAHCMC000	Communication Module	O
		PAHCMM000	Main Module	O
	Water Communication Module	PAHCMW000	Water Communication Module	X
	BACnet	PQNFB17C0	ACP BACnet	O
	Lonworks	PLNWKB000	ACP Lonworks	O
Modbus	PMBUSB00A	Modbus RTU	O	
Central Controller	Simple	PQCSZ250S0	AC Ez	O
	AC Ez Touch	PACEZA000	AC Ez Touch	O
	AC Smart	PACS5A000	AC Smart 5	O
	ACP	PACP5A000	ACP 5	O
	AC Manager ¹⁾	PACM5A000	AC Manager 5	O
ETC	PDI	PPWRDB000	PDI Standard	O
		PQNUD1S40	PDI Premium	O
	ACS I/O Module	PEXPMB000	-	-
	DS(Data Saving) Module	PVADTN000	Data Saving Module	O

Note

1. O: Possible, X: Impossible, -: Not applicable

2. *: It is possible basic function only.

3. **: Some functions are not available.

4. ¹⁾: ACP or AC Smart is needed.

5. If you need more detail, please refer to the **BECON** PDB or the manual of product.
(<http://partner.lge.com/global> : Home > Doc.Library > Product > Control(BECON))

2. Specifications

1 Phase

HP			3	4
Model Name	Combination Unit		ZRUN030GSS0	ZRUN040GSS0
Capacity	Cooling (Rated)	kW	9.0	12.1
		kcal/h	7,700	10,400
		Btu/h	30,700	41,300
	Heating (Rated)	kW	9.0	12.1
		kcal/h	7,700	10,400
		Btu/h	30,700	41,300
	Heating (Max)	kW	10.0	14.2
		kcal/h	8,600	12,200
		Btu/h	34,100	48,400
Input	Cooling (Rated)	kW	2.81	4.26
	Heating (Rated)	kW	2.09	3.03
EER (Rated)			3.20	2.84
SEER			5.70	6.69
COP (Rated)			4.30	4.00
SCOP			3.80	3.87
Seasonal Space Energy Efficiency ($\eta_{s,c} / \eta_{s,h}$)		%	- / -	264.6 / 151.8
Exterior	Color		Warm Gray	Warm Gray
	RAL (Classic)		RAL 7044	RAL 7044
Heat Exchanger			Wide Louver Plus	Wide Louver Plus
Compressor	Type		LG Inverter Scroll	LG Inverter Scroll
	Piston Displacement	cm ³ /rev	31.6	31.6
	Number of Revolution	rev/min	3,600	3,600
	Motor Output	W	3,198	3,198
	Starting Method		DC Inverter Starting	DC Inverter Starting
	Oil Type		FW68D	FW68D(PVE)
	Oil Charge	cc	1,100	1,100
Fan	Type		Axial Flow Fan	Axial Flow Fan
	Motor Output X Number	W	124 x 1	124 x 1
	Air Flow Rate(High)	m ³ /min	60	60
		ft ³ /min	2,118	2,118
	Drive		DC INVERTER	DC INVERTER
Discharge		Side / Top	Side	
Pipe Connctions	Liquid	mm(inch)	Ø 9.52(3/8)	Ø 9.52(3/8)
	Gas	mm(inch)	Ø 15.88(5/8)	Ø 15.88(5/8)
Dimensions (W x H x D)	Net	mm	950 x 834 x 330	950 x 834 x 330
		inch	37-13/32 x 32-27/32 x 13	37-13/32 x 32-27/32 x 13
	Shipping	mm	1,147 x 919 x 461	1,147 x 919 x 461
		inch	45-5/32 x 36-3/16 x 18-5/32	45-5/32 x 36-3/16 x 18-5/32
Weight	Net	kg	64.7	64.7
		lbs	142.3	142.3
	Shipping	kg	73.7	73.7
		lbs	162.3	162.3
Sound Pressure Level	Cooling	dB(A)	51	51
	Heating	dB(A)	55	55
Sound Power Level	Cooling	dB(A)	67	67
	Heating	dB(A)	70	71
Protection Devices	High pressure protection	-	High pressure sensor High pressure switch	High pressure sensor High pressure switch
	Compressor/Fan	-	Over-heat protection Fan driver overload protector	Over-heat protection Fan driver overload protector
	Inverter	-	Over-heat protection Over-current protection	Over-heat protection Over-current protection

Note

- Due to our policy of innovation some specifications may be changed without notification.
- Wiring cable size must comply with the applicable local and national codes. And "Electric characteristics" chapter should be considered for electrical work and design. Especially the power cable and circuit breaker should be selected in accordance with that.
- Sound pressure level is measured on the rated condition in the anechoic rooms by ISO 3745 standard.
Sound power level is measured on the rated condition in the semi-anechoic rooms by ISO 9614 standard.
Therefore, these values can be increased owing to ambient conditions during operation.
- Performances are based on the following conditions :
 - *Cooling : Indoor Ambient Temp. 27°CDB / 19°CWB, Outdoor Ambient Temp. 35°CDB / 24°CWB
 - *Heating : Indoor Ambient Temp. 20°CDB / 15°CWB, Outdoor Ambient Temp. 7°CDB / 6°CWB
 - Interconnected Pipe Length is 7.5m and difference of Elevation (Outdoor ~ Indoor Unit) is 0m.
- EUROVENT Test Condition :
 - Performance values in this PDB are based on Ceiling mounted cassette combination.
 - Refer to EUROVENT web site(www.eurovent-certification.com) for other indoor unit combination and more detail test conditions.
- The maximum combination ratio is 160%.
- This product contains Fluorinated greenhouse gases.

2. Specifications

HP			3	4
Model Name	Combination Unit		ZRUN030GSS0	ZRUN040GSS0
Communication Cable	No. x mm ² (VCTF-SB)		2C x 1.0 ~ 1.5	2C x 1.0 ~ 1.5
Refrigerant	Refrigerant name		R32	R32
	GWP (Global Warming Potential)		675	675
	Precharged Amount	kg	1.5	1.5
		lbs	3.3	3.3
	t-CO2 eq		1.013	1.013
Control		Electronic Expansion Valve	Electronic Expansion Valve	
Power Supply	V, Ø, Hz		220 - 230 - 240 , 1 , 50	220 - 230 - 240 , 1 , 50
Running Current by voltage	Cooling (Rated)	A	13.21 - 11.37 - 9.91	19.56 - 18.71 - 17.93
	Heating (Rated)	A	9.82 - 8.45 - 7.36	13.91 - 13.31 - 12.75
Number of maximum connectable indoor units			6	8

Note

- Due to our policy of innovation some specifications may be changed without notification.
- Wiring cable size must comply with the applicable local and national codes. And "Electric characteristics" chapter should be considered for electrical work and design. Especially the power cable and circuit breaker should be selected in accordance with that.
- Sound pressure level is measured on the rated condition in the anechoic rooms by ISO 3745 standard.
Sound power level is measured on the rated condition in the semi-anechoic rooms by ISO 9614 standard.
Therefore, these values can be increased owing to ambient conditions during operation.
- Performances are based on the following conditions :
 - *Cooling : Indoor Ambient Temp. 27°CDB / 19°CWB, Outdoor Ambient Temp. 35°CDB / 24°CWB
 - *Heating : Indoor Ambient Temp. 20°CDB / 15°CWB, Outdoor Ambient Temp. 7°CDB / 6°CWB
 - Interconnected Pipe Length is 7.5m and difference of Elevation (Outdoor ~ Indoor Unit) is 0m.
- EUROVENT Test Condition :
 - Performance values in this PDB are based on Ceiling mounted cassette combination.
 - Refer to EUROVENT web site(www.eurovent-certification.com) for other indoor unit combination and more detail test conditions.
- The maximum combination ratio is 160%.
- This product contains Fluorinated greenhouse gases.

2. Specifications

HP			5	6
Model Name	Combination Unit		ZRUN050GSS0	ZRUN060GSS0
Capacity	Cooling (Rated)	kW	14.0	15.5
		kcal/h	12,000	13,300
		Btu/h	47,800	52,900
	Heating (Rated)	kW	14.0	15.5
		kcal/h	12,000	13,300
		Btu/h	47,800	52,900
Heating (Max)	kW	16.0	18.0	
	kcal/h	13,800	15,500	
	Btu/h	54,600	61,400	
Input	Cooling (Rated)	kW	4.90	5.64
	Heating (Rated)	kW	3.48	3.95
EER (Rated)			2.86	2.75
SEER			6.44	6.59
COP (Rated)			4.02	3.92
SCOP			3.81	4.07
Seasonal Space Energy Efficiency (η _{s,c} / η _{s,h})		%	254.6 / 149.4	260.6 / 159.8
Exterior	Color		Warm Gray	Warm Gray
	RAL (Classic)		RAL 7044	RAL 7044
Heat Exchanger			Wide Louver Plus	Wide Louver Plus
Compressor	Type		LG Inverter Scroll	LG Inverter Scroll
	Piston Displacement	cm ³ / rev	31.6	31.6
	Number of Revolution	rev/min	3,600	3,600
	Motor Output	W	3,198	3,198
	Starting Method		DC Inverter Starting	DC Inverter Starting
	Oil Type		FW68D(PVE)	FW68D(PVE)
Oil Charge		cc	1,100	1,100
Fan	Type		Axial Flow Fan	Axial Flow Fan
	Motor Output X Number	W	198 x 1	198 x 1
	Air Flow Rate(High)	m ³ /min	80	80
		ft ³ /min	2,825	2,825
	Drive		DC INVERTER	DC INVERTER
Pipe Connctions	Discharge	Side / Top	Side	Side
	Liquid	mm(inch)	Ø 9.52(3/8)	Ø 9.52(3/8)
	Gas	mm(inch)	Ø 15.88(5/8)	Ø 19.05(3/4)
Dimensions (W x H x D)	Net	mm	950 x 834 x 330	950 x 834 x 330
		inch	37-13/32 x 32-27/32 x 13	37-13/32 x 32-27/32 x 13
	Shipping	mm	1,147 x 919 x 461	1,147 x 919 x 461
		inch	45-5/32 x 36-3/16 x 18-5/32	45-5/32 x 36-3/16 x 18-5/32
Weight	Net	kg	71.6	71.6
		lbs	157.1	157.1
	Shipping	kg	79.6	79.6
		lbs	175.1	175.1
Sound Pressure Level	Cooling	dB(A)	57	57
	Heating	dB(A)	60	60
Sound Power Level	Cooling	dB(A)	70	71
	Heating	dB(A)	74	75
Protection Devices	High pressure protection	-	High pressure sensor High pressure switch	High pressure sensor High pressure switch
	Compressor/Fan	-	Over-heat protection Fan driver overload protector	Over-heat protection Fan driver overload protector
	Inverter	-	Over-heat protection Over-current protection	Over-heat protection Over-current protection
Communication Cable		No. x mm ² (VCTF-SB)	2C x 1.0 ~ 1.5	2C x 1.0 ~ 1.5

Note

- Due to our policy of innovation some specifications may be changed without notification.
- Wiring cable size must comply with the applicable local and national codes. And "Electric characteristics" chapter should be considered for electrical work and design. Especially the power cable and circuit breaker should be selected in accordance with that.
- Sound pressure level is measured on the rated condition in the anechoic rooms by ISO 3745 standard.
Sound power level is measured on the rated condition in the semi-anechoic rooms by ISO 9614 standard.
Therefore, these values can be increased owing to ambient conditions during operation.
- Performances are based on the following conditions :
 - *Cooling : Indoor Ambient Temp. 27°CDB / 19°CWB, Outdoor Ambient Temp. 35°CDB / 24°CWB
 - *Heating : Indoor Ambient Temp. 20°CDB / 15°CWB, Outdoor Ambient Temp. 7°CDB / 6°CWB
 - Interconnected Pipe Length is 7.5m and difference of Elevation (Outdoor ~ Indoor Unit) is 0m.
- EUROVENT Test Condition :
 - Performance values in this PDB are based on Ceiling mounted cassette combination.
 - Refer to EUROVENT web site(www.eurovent-certification.com) for other indoor unit combination and more detail test conditions.
- The maximum combination ratio is 160%.
- This product contains Fluorinated greenhouse gases.

2. Specifications

HP			5	6
Model Name	Combination Unit		ZRUN050GSS0	ZRUN060GSS0
Refrigerant	Refrigerant name		R32	R32
	GWP (Global Warming Potential)		675	675
	Precharged Amount	kg	2.0	2.0
		lbs	4.4	4.4
	t-CO2 eq		1.350	1.350
Control		Electronic Expansion Valve	Electronic Expansion Valve	
Power Supply		V, Ø, Hz	220 - 230 - 240 , 1 , 50	220 - 230 - 240 , 1 , 50
Running Current by voltage	Cooling (Rated)	A	22.47 - 21.50 - 20.60	25.88 - 24.75 - 23.72
	Heating (Rated)	A	15.98 - 15.28 - 14.65	18.14 - 17.35 - 16.62
Number of maximum connectable indoor units			10	13

Note

1. Due to our policy of innovation some specifications may be changed without notification.
2. Wiring cable size must comply with the applicable local and national codes. And "Electric characteristics" chapter should be considered for electrical work and design. Especially the power cable and circuit breaker should be selected in accordance with that.
3. Sound pressure level is measured on the rated condition in the anechoic rooms by ISO 3745 standard.
Sound power level is measured on the rated condition in the semi-anechoic rooms by ISO 9614 standard.
Therefore, these values can be increased owing to ambient conditions during operation.
4. Performances are based on the following conditions :
 - *Cooling : Indoor Ambient Temp. 27°CDB / 19°CWB, Outdoor Ambient Temp. 35°CDB / 24°CWB
 - *Heating : Indoor Ambient Temp. 20°CDB / 15°CWB, Outdoor Ambient Temp. 7°CDB / 6°CWB
 - Interconnected Pipe Length is 7.5m and difference of Elevation (Outdoor ~ Indoor Unit) is 0m.
5. EUROVENT Test Condition :
 - Performance values in this PDB are based on Ceiling mounted cassette combination.
 - Refer to EUROVENT web site(www.eurovent-certification.com) for other indoor unit combination and more detail test conditions.
6. The maximum combination ratio is 160%.
7. This product contains Fluorinated greenhouse gases.

2. Specifications

3 Phase

HP			3	4
Model Name	Combination Unit		ZRUN030LSS0	ZRUN040LSS0
Capacity	Cooling (Rated)	kW	9.0	12.1
		kcal/h	7,700	10,400
		Btu/h	30,700	41,300
	Heating (Rated)	kW	9.0	12.1
		kcal/h	7,700	10,400
		Btu/h	30,700	41,300
	Heating (Max)	kW	10.0	14.2
		kcal/h	8,600	12,200
		Btu/h	34,100	48,400
Input	Cooling (Rated)	kW	2.81	4.26
	Heating (Rated)	kW	2.09	3.03
EER (Rated)			3.20	2.84
SEER			5.70	6.69
COP (Rated)			4.30	4.00
SCOP			3.80	3.87
Seasonal Space Energy Efficiency (ηs,c / ηs,h)		%	- / -	264.6 / 151.8
Exterior	Color		Warm Gray	Warm Gray
	RAL (Classic)		RAL 7044	RAL 7044
Heat Exchanger			Wide Louver Plus	Wide Louver Plus
Compressor	Type		LG Inverter Scroll	LG Inverter Scroll
	Piston Displacement	cm ³ /rev	31.6	31.6
	Number of Revolution	rev/min	3,600	3,600
	Motor Output	W	3,198	3,198
	Starting Method		DC Inverter Starting	DC Inverter Starting
	Oil Type		FW68D	FW68D(PVE)
	Oil Charge	cc	1,100	1,100
Fan	Type		Axial Flow Fan	Axial Flow Fan
	Motor Output X Number	W	124 x 1	124 x 1
	Air Flow Rate(High)	m ³ /min	60	60
		ft ³ /min	2,118	2,118
	Drive		DC INVERTER	DC INVERTER
Discharge		Side / Top	Side	
Pipe Connctions	Liquid	mm(inch)	Ø 9.52(3/8)	Ø 9.52(3/8)
	Gas	mm(inch)	Ø 15.88(5/8)	Ø 15.88(5/8)
Dimensions (W x H x D)	Net	mm	950 x 834 x 330	950 x 834 x 330
		inch	37-13/32 x 32-27/32 x 13	37-13/32 x 32-27/32 x 13
	Shipping	mm	1,147 x 919 x 461	1,147 x 919 x 461
		inch	45-5/32 x 36-3/16 x 18-5/32	45-5/32 x 36-3/16 x 18-5/32
Weight	Net	kg	64.7	64.7
		lbs	142.3	142.3
	Shipping	kg	73.7	73.7
		lbs	162.3	162.3
Sound Pressure Level	Cooling	dB(A)	51	51
	Heating	dB(A)	55	55
Sound Power Level	Cooling	dB(A)	67	67
	Heating	dB(A)	70	71
Protection Devices	High pressure protection	-	High pressure sensor High pressure switch	High pressure sensor High pressure switch
	Compressor/Fan	-	Over-heat protection Fan driver overload protector	Over-heat protection Fan driver overload protector
	Inverter	-	Over-heat protection Over-current protection	Over-heat protection Over-current protection

Note

- Due to our policy of innovation some specifications may be changed without notification.
- Wiring cable size must comply with the applicable local and national codes. And "Electric characteristics" chapter should be considered for electrical work and design. Especially the power cable and circuit breaker should be selected in accordance with that.
- Sound pressure level is measured on the rated condition in the anechoic rooms by ISO 3745 standard.
Sound power level is measured on the rated condition in the semi-anechoic rooms by ISO 9614 standard.
Therefore, these values can be increased owing to ambient conditions during operation.
- Performances are based on the following conditions :
 - *Cooling : Indoor Ambient Temp. 27°CDB / 19°CWB, Outdoor Ambient Temp. 35°CDB / 24°CWB
 - *Heating : Indoor Ambient Temp. 20°CDB / 15°CWB, Outdoor Ambient Temp. 7°CDB / 6°CWB
 - Interconnected Pipe Length is 7.5m and difference of Elevation (Outdoor ~ Indoor Unit) is 0m.
- EUROVENT Test Condition :
 - Performance values in this PDB are based on Ceiling mounted cassette combination.
 - Refer to EUROVENT web site(www.eurovent-certification.com) for other indoor unit combination and more detail test conditions.
- The maximum combination ratio is 160%.
- This product contains Fluorinated greenhouse gases.

2. Specifications

HP			3	4
Model Name	Combination Unit		ZRUN030LSS0	ZRUN040LSS0
Communication Cable	No. x mm ² (VCTF-SB)		2C x 1.0 ~ 1.5	2C x 1.0 ~ 1.5
Refrigerant	Refrigerant name		R32	R32
	GWP (Global Warming Potential)		675	675
	Precharged Amount	kg	1.5	1.5
		lbs	3.3	3.3
	t-CO2 eq		1.013	1.013
Control		Electronic Expansion Valve	Electronic Expansion Valve	
Power Supply		V, Ø, Hz	380 - 400 - 415, 3, 50	380 - 400 - 415, 3, 50
Running Current by Voltage	Cooling (Rated)	A	4.59 - 4.36 - 4.21	6.96 - 6.61 - 6.37
	Heating (Rated)	A	3.41 - 3.24 - 3.13	4.95 - 4.70 - 4.53
Number of maximum connectable indoor units			6	8

Note

- Due to our policy of innovation some specifications may be changed without notification.
- Wiring cable size must comply with the applicable local and national codes. And "Electric characteristics" chapter should be considered for electrical work and design. Especially the power cable and circuit breaker should be selected in accordance with that.
- Sound pressure level is measured on the rated condition in the anechoic rooms by ISO 3745 standard.
Sound power level is measured on the rated condition in the semi-anechoic rooms by ISO 9614 standard.
Therefore, these values can be increased owing to ambient conditions during operation.
- Performances are based on the following conditions :
 - *Cooling : Indoor Ambient Temp. 27°CDB / 19°CWB, Outdoor Ambient Temp. 35°CDB / 24°CWB
 - *Heating : Indoor Ambient Temp. 20°CDB / 15°CWB, Outdoor Ambient Temp. 7°CDB / 6°CWB
 - Interconnected Pipe Length is 7.5m and difference of Elevation (Outdoor ~ Indoor Unit) is 0m.
- EUROVENT Test Condition :
 - Performance values in this PDB are based on Ceiling mounted cassette combination.
 - Refer to EUROVENT web site(www.eurovent-certification.com) for other indoor unit combination and more detail test conditions.
- The maximum combination ratio is 160%.
- This product contains Fluorinated greenhouse gases.

2. Specifications

HP			5	6
Model Name	Combination Unit		ZRUN050LSS0	ZRUN060LSS0
Capacity	Cooling (Rated)	kW	14.0	15.5
		kcal/h	12,000	13,300
		Btu/h	47,800	52,900
	Heating (Rated)	kW	14.0	15.5
		kcal/h	12,000	13,300
		Btu/h	47,800	52,900
Heating (Max)	kW	16.0	18.0	
	kcal/h	13,800	15,500	
	Btu/h	54,600	61,400	
Input	Cooling (Rated)	kW	4.90	5.64
	Heating (Rated)	kW	3.48	3.95
EER (Rated)			2.86	2.75
SEER			6.44	6.59
COP (Rated)			4.02	3.92
SCOP			3.81	4.07
Seasonal Space Energy Efficiency (η _{s,c} / η _{s,h})		%	254.6 / 149.4	260.6 / 159.8
Exterior	Color		Warm Gray	Warm Gray
	RAL (Classic)		RAL 7044	RAL 7044
Heat Exchanger			Wide Louver Plus	Wide Louver Plus
Compressor	Type		LG Inverter Scroll	LG Inverter Scroll
	Piston Displacement	cm ³ / rev	31.6	31.6
	Number of Revolution	rev/min	3,600	3,600
	Motor Output	W	3,198	3,198
	Starting Method		DC Inverter Starting	DC Inverter Starting
	Oil Type		FW68D(PVE)	FW68D(PVE)
Oil Charge		cc	1,100	1,100
Fan	Type		Axial Flow Fan	Axial Flow Fan
	Motor Output X Number	W	198 x 1	198 x 1
	Air Flow Rate(High)	m ³ /min	80	80
		ft ³ /min	2,825	2,825
	Drive		DC INVERTER	DC INVERTER
Pipe Connctions	Liquid	mm(inch)	Ø 9.52(3/8)	Ø 9.52(3/8)
	Gas	mm(inch)	Ø 15.88(5/8)	Ø 19.05(3/4)
	Net	mm	950 x 834 x 330	950 x 834 x 330
inch		37-13/32 x 32-27/32 x 13	37-13/32 x 32-27/32 x 13	
Shipping	mm	1,147 x 919 x 461	1,147 x 919 x 461	
	inch	45-5/32 x 36-3/16 x 18-5/32	45-5/32 x 36-3/16 x 18-5/32	
Weight	Net	kg	71.6	71.6
		lbs	157.1	157.1
	Shipping	kg	79.6	79.6
		lbs	175.1	175.1
Sound Pressure Level	Cooling	dB(A)	57	57
	Heating	dB(A)	60	60
Sound Power Level	Cooling	dB(A)	70	71
	Heating	dB(A)	74	75
Protection Devices	High pressure protection	-	High pressure sensor High pressure switch	High pressure sensor High pressure switch
	Compressor/Fan	-	Over-heat protection Fan driver overload protector	Over-heat protection Fan driver overload protector
	Inverter	-	Over-heat protection Over-current protection	Over-heat protection Over-current protection
Communication Cable		No. x mm ² (VCTF-SB)	2C x 1.0 ~ 1.5	2C x 1.0 ~ 1.5

Note

- Due to our policy of innovation some specifications may be changed without notification.
- Wiring cable size must comply with the applicable local and national codes. And "Electric characteristics" chapter should be considered for electrical work and design. Especially the power cable and circuit breaker should be selected in accordance with that.
- Sound pressure level is measured on the rated condition in the anechoic rooms by ISO 3745 standard.
Sound power level is measured on the rated condition in the semi-anechoic rooms by ISO 9614 standard.
Therefore, these values can be increased owing to ambient conditions during operation.
- Performances are based on the following conditions :
 - *Cooling : Indoor Ambient Temp. 27°CDB / 19°CWB, Outdoor Ambient Temp. 35°CDB / 24°CWB
 - *Heating : Indoor Ambient Temp. 20°CDB / 15°CWB, Outdoor Ambient Temp. 7°CDB / 6°CWB
 - Interconnected Pipe Length is 7.5m and difference of Elevation (Outdoor ~ Indoor Unit) is 0m.
- EUROVENT Test Condition :
 - Performance values in this PDB are based on Ceiling mounted cassette combination.
 - Refer to EUROVENT web site(www.eurovent-certification.com) for other indoor unit combination and more detail test conditions.
- The maximum combination ratio is 160%.
- This product contains Fluorinated greenhouse gases.

2. Specifications

HP			5	6
Model Name	Combination Unit		ZRUN050LSS0	ZRUN060LSS0
Refrigerant	Refrigerant name		R32	R32
	GWP (Global Warming Potential)		675	675
	Precharged Amount	kg	2.0	2.0
		lbs	4.4	4.4
	t-CO2 eq		1.350	1.350
Control		Electronic Expansion Valve	Electronic Expansion Valve	
Power Supply		V, Ø, Hz	380 - 400 - 415, 3, 50	380 - 400 - 415, 3, 50
Running Current by voltage	Cooling (Rated)	A	8.00 - 7.60 - 7.32	9.21 - 8.75 - 8.43
	Heating (Rated)	A	5.69 - 5.40 - 5.21	6.45 - 6.13 - 5.91
Number of maximum connectable indoor units			10	13

Note

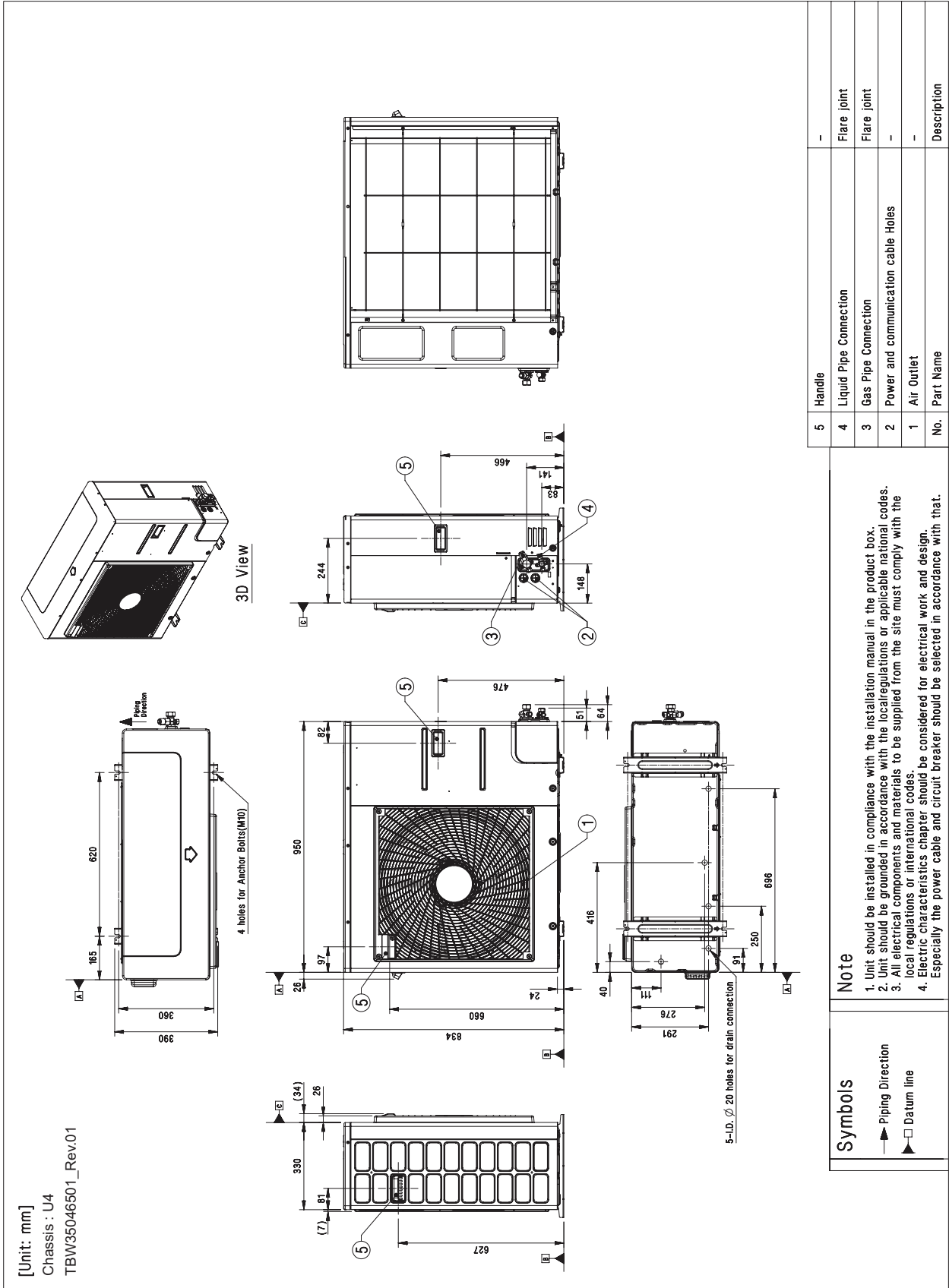
- Due to our policy of innovation some specifications may be changed without notification.
- Wiring cable size must comply with the applicable local and national codes. And "Electric characteristics" chapter should be considered for electrical work and design. Especially the power cable and circuit breaker should be selected in accordance with that.
- Sound pressure level is measured on the rated condition in the anechoic rooms by ISO 3745 standard.
Sound power level is measured on the rated condition in the semi-anechoic rooms by ISO 9614 standard.
Therefore, these values can be increased owing to ambient conditions during operation.
- Performances are based on the following conditions :
 - *Cooling : Indoor Ambient Temp. 27°CDB / 19°CWB, Outdoor Ambient Temp. 35°CDB / 24°CWB
 - *Heating : Indoor Ambient Temp. 20°CDB / 15°CWB, Outdoor Ambient Temp. 7°CDB / 6°CWB
 - Interconnected Pipe Length is 7.5m and difference of Elevation (Outdoor ~ Indoor Unit) is 0m.
- EUROVENT Test Condition :
 - Performance values in this PDB are based on Ceiling mounted cassette combination.
 - Refer to EUROVENT web site(www.eurovent-certification.com) for other indoor unit combination and more detail test conditions.
- The maximum combination ratio is 160%.
- This product contains Fluorinated greenhouse gases.

3. Dimensions

3.1 Dimensional Drawings

ZRUN030GSS0 / ZRUN040GSS0 / ZRUN050GSS0 / ZRUN060GSS0

ZRUN030LSS0 / ZRUN040LSS0 / ZRUN050LSS0 / ZRUN060LSS0

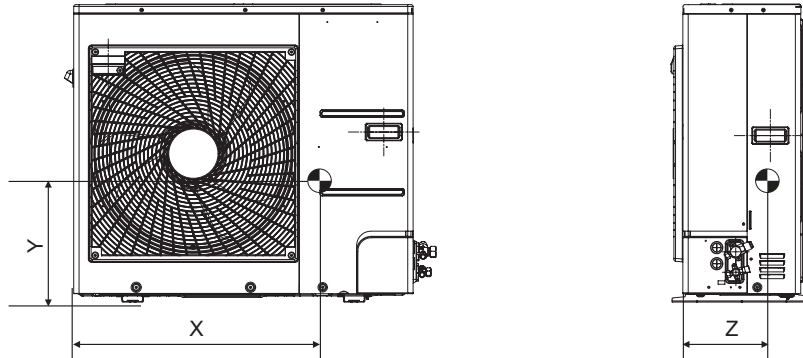


3. Dimensions

3.2 Center of Gravity

ZRUN030GSS0 / ZRUN040GSS0 / ZRUN050GSS0 / ZRUN060GSS0

ZRUN030LSS0 / ZRUN040LSS0 / ZRUN050LSS0 / ZRUN060LSS0



Model Name	X [mm]	Y [mm]	Z [mm]
ZRUN030GSS0 / ZRUN040GSS0 ZRUN050GSS0 / ZRUN060GSS0 ZRUN030LSS0 / ZRUN040LSS0 ZRUN050LSS0 / ZRUN060LSS0	740	340	170

4. Electric Characteristics

■ Wiring of Main Power Supply and Equipment Capacity

1. Use a separate power supply for the Outdoor Unit and Indoor Unit.
2. Bear in mind ambient conditions (ambient temperature, direct sunlight, rain liquid, etc.) when proceeding with the wiring and connections
3. The wire size is the minimum value for metal conduit wiring. The power cord size should be 1 rank thicker taking into account the line voltage drops. Make sure the power-supply voltage does not drop more than 10%.
4. Specific wiring requirements should adhere to the wiring regulations of the region.
5. Power supply cords of parts of appliances for outdoor use should not be lighter than polychloroprene sheathed flexible cord (design 60245 IEC57).
6. Don't install an individual switch or electrical outlet to disconnect each of indoor unit separately from the power supply.

WARNING

- Follow ordinance of local regulation for technical standard related to electrical equipment, wiring regulations and guidance of each electric power company.
- Make sure to use specified wires for connections so that no external force is imparted to terminal connections. If connections are not fixed firmly, it may cause heating or fire.
- Make sure to use the appropriate type of overcurrent protection switch. Note that generated overcurrent may include some amount of direct current.
- All Installation site must require attachment of an earth leakage breaker. If no earth leakage breaker is installed, it may cause an electric shock.

CAUTION

- Do not use anything other than breaker and fuse with correct capacity. Using fuse and wire or copper wire with too large capacity may cause a malfunction of unit or fire.
-

4. Electric Characteristics

4.1 1 Phase / Heat Pump

■ 50Hz

Model	Unit			Power Supply			COMP			OFM	
	Hz	Volts	Voltage-range	MCA	TOCA	MFA	MSC	RLA(Cooling)	RLA(Heating)	kW	FLA
3 HP	50	220-240	Min.:198, Max.:264	23.7	26.1	32	-	12.1	11.3	0.120	0.5
4 HP	50	220-240	Min.:198, Max.:264	23.7	26.1	32	-	18.2	16.4	0.120	0.5
5 HP	50	220-240	Min.:198, Max.:264	25.0	27.6	32	-	20.6	18.1	0.198	0.9
6 HP	50	220-240	Min.:198, Max.:264	26.4	29.0	32	-	23.9	22.3	0.198	0.9

Note

1. Voltage supplied to the unit terminals should be within the minimum and maximum range.
2. Maximum allowable voltage unbalance between phase is 2%.
3. MSC means the Max. current during the starting of compressor.
4. MSC and RLA are measured as the compressor only test condition.
5. OFM are measured as the outdoor unit test condition.
6. TOCA means the total over current value of each outdoor unit.
7. Select the wire size based on the larger value among MCA or TOCA.
8. MFA is recommended fuse amps.
9. TOCA is minimum required amperes for selecting the circuit breaker and ground fault circuit interrupter. Please select the circuit breaker size equal or greater than TOCA. All installation site must require attachment of an earth leakage breaker.[Circuit breaker type is ELCB (Earth Leakage Circuit Breaker)].
10. Select the electrical equipment of combination unit according to the electrical characteristics of individual unit.

Symbols

- MCA** : Minimum Circuit Amperes (A)
TOCA : Total Over Current Amperes (A)
MFA : Maximum Fuse Amperes (A)
MSC : Maximum Starting Current (A)
RLA : Rated Load Amperes (A)
OFM : Outdoor Fan Motor
kW : Fan Motor rated output (kW)
FLA : Full Load Amperes (A)

4.2 3 Phase / Heat Pump

■ 50Hz

Model	Unit			Power Supply			COMP			OFM	
	Hz	Volts	Voltage-range	MCA	TOCA	MFA	MSC	RLA(Cooling)	RLA(Heating)	kW	FLA
3 HP	50	380-415	Min.:342, Max.:456	13.2	14.5	20	-	4.1	3.8	0.120	0.5
4 HP	50	380-415	Min.:342, Max.:456	13.2	14.5	20	-	6.1	5.5	0.120	0.5
5 HP	50	380-415	Min.:342, Max.:456	13.9	15.3	20	-	6.7	5.8	0.198	0.9
6 HP	50	380-415	Min.:342, Max.:456	14.6	16.1	20	-	7.8	7.3	0.198	0.9

Note

1. Voltage supplied to the unit terminals should be within the minimum and maximum range.
2. Maximum allowable voltage unbalance between phase is 2%.
3. MSC means the Max. current during the starting of compressor.
4. MSC and RLA are measured as the compressor only test condition.
5. OFM are measured as the outdoor unit test condition.
6. TOCA means the total over current value of each outdoor unit.
7. Select the wire size based on the larger value among MCA or TOCA.
8. MFA is recommended fuse amps.
9. TOCA is minimum required amperes for selecting the circuit breaker and ground fault circuit interrupter. Please select the circuit breaker size equal or greater than TOCA. All installation site must require attachment of an earth leakage breaker.[Circuit breaker type is ELCB (Earth Leakage Circuit Breaker)].
10. Select the electrical equipment of combination unit according to the electrical characteristics of individual unit.

Symbols

- MCA** : Minimum Circuit Amperes (A)
TOCA : Total Over Current Amperes (A)
MFA : Maximum Fuse Amperes (A)
MSC : Maximum Starting Current (A)
RLA : Rated Load Amperes (A)
OFM : Outdoor Fan Motor
kW : Fan Motor rated output (kW)
FLA : Full Load Amperes (A)

5. Indoor Unit and Outdoor Unit Capacity Index

5.1 Indoor Unit Selection

See the indoor unit capacity tables for given Indoor and Outdoor temperature.

Select the unit whose capacity is the nearest to or greater than given load.

Note

Individual Indoor Unit capacity is subject to change by combination. Actual capacity has to be calculated according to the combination by using Outdoor unit capacity table.

5.2 Outdoor Unit Selection

Allowable combinations are indicated below. In general, outdoor unit can be selected depending on the location of the unit, zoning and usage of the rooms.

The indoor and outdoor unit combination is determined by comparing the sum of indoor unit capacity index with each Outdoor Unit. It is recommended to be the nearest to 100% combination ratio or to be smaller than that. Refer the table below. To manage cooling/heating load properly, it's better to be selected the bigger capacity outdoor unit rather than the nearest, if the installation space is large enough.

■ Combination Ratio

Line up	Outdoor Unit Type	Number of Outdoor Units	Total Combination ratio
Multi V S	Heat Pump & Heat recovery	Single Unit	50 ~ 130 % (200%)
		Two Units	50 ~ 130 % (160%)
		Three or Four Units	50 ~ 130 %
Multi V S	R410A Heat Pump R410A Heat Recovery R32 Heat Pump	Single Unit	50 ~ 130 % (160%)
Multi V Water IV	Heat Pump Heat Recovery	Single Unit	50 ~ 130 % (200%)
		Two Units	50 ~ 130 % (160%)
		Three or Four Units	50 ~ 130 %
Multi V M	Multi V M	Single Unit	50 ~ 130 %

Note

- The combination ratio is defined as the sum of indoor unit nominal capacity (kW) divided by the outdoor rated cooling capacity (kW).
- LG guarantees the operation only within a maximum combination ratio of 130%.
- If the client wants to go beyond 130%, please contact the local subsidiary and discuss the requirements. Please be aware that going over 130% may result in poor performance. If the total operating ratio of indoor unit exceeds 130%, the indoor unit is operated in low fan speed mode.
- In case of 1:1 installation (i.e. one outdoor unit with one indoor unit), combination ratio cannot be exceed 105%.
- For systems where special indoor units are involved, please refer to "Table. Combination Ratio for System with Special Indoor Units" in indoor unit PDB

◆ INDOOR UNIT CAPACITY INDEX

Unit Capacity (Btu/h)	5k	7k	9k	12k	15k	18k	21k	24k	28k	36k	42k	48k	54k
Capacity Index	1.6	2.2	2.8	3.6	4.5	5.6	6.2	7.1	8.2	10.6	12.3	14.1	15.8

* Capacity Index is same as the nominal cooling capacity(kW).

6. Capacity Tables

6.1 Cooling Capacity

◆ ZRUN030GSS0 / ZRUN030LSS0

Combination (%)	Outdoor Air Temp. (°C DB)	Indoor Air Temp. (DB/WB, °C)													
		20		23		26		27		28		30		32	
		14	16	18	19	20	22	24	TC	PI	TC	PI	TC	PI	
130	10	8.2	1.19	9.8	1.46	11.4	1.69	11.8	1.72	11.9	1.74	12.2	1.75	12.5	1.76
	12	8.2	1.22	9.8	1.51	11.4	1.76	11.6	1.77	11.8	1.81	12.1	1.82	12.4	1.83
	14	8.2	1.26	9.8	1.56	11.3	1.83	11.5	1.84	11.6	1.87	11.9	1.89	12.2	1.90
	16	8.2	1.31	9.8	1.62	11.2	1.91	11.3	1.93	11.5	1.94	11.8	1.96	12.1	1.97
	18	8.2	1.36	9.8	1.71	11.0	2.01	11.2	2.03	11.3	2.04	11.6	2.05	11.9	2.06
	20	8.2	1.42	9.8	1.82	10.9	2.11	11.1	2.13	11.2	2.14	11.5	2.15	11.8	2.16
	21	8.2	1.46	9.8	1.89	10.8	2.15	11.0	2.18	11.1	2.19	11.4	2.20	11.7	2.21
	23	8.2	1.57	9.8	2.03	10.7	2.25	10.8	2.27	11.0	2.29	11.2	2.30	11.5	2.31
	25	8.2	1.67	9.8	2.16	10.5	2.35	10.7	2.37	10.8	2.39	11.1	2.40	11.4	2.41
	27	8.2	1.79	9.8	2.31	10.4	2.45	10.5	2.47	10.7	2.49	11.0	2.50	11.2	2.51
	29	8.2	1.91	9.8	2.47	10.2	2.55	10.4	2.57	10.5	2.59	10.8	2.60	11.1	2.61
	31	8.2	2.04	9.8	2.61	10.0	2.65	10.2	2.67	10.4	2.68	10.6	2.70	10.9	2.71
	33	8.2	2.17	9.6	2.71	9.9	2.75	10.1	2.77	10.2	2.78	10.5	2.80	10.8	2.81
	35	8.2	2.31	9.4	2.80	9.7	2.85	9.9	2.87	10.1	2.88	10.3	2.90	10.6	2.92
	37	8.2	2.40	9.3	2.86	9.6	2.91	9.7	2.93	9.9	2.94	10.2	2.95	10.5	2.97
	39	8.2	2.48	9.1	2.91	9.4	2.97	9.6	2.99	9.7	3.00	10.0	3.01	10.3	3.03
	41	7.9	2.80	8.7	3.25	9.0	3.31	9.1	3.34	9.3	3.35	9.6	3.36	9.8	3.38
	43	7.8	2.97	8.4	3.41	8.7	3.47	8.8	3.49	9.0	3.50	9.3	3.51	9.5	3.54
46	7.3	3.16	7.7	3.56	7.9	3.63	8.1	3.65	8.2	3.66	8.5	3.67	8.7	3.70	
48	6.5	2.72	6.6	3.04	6.9	3.09	7.0	3.10	7.2	3.11	7.4	3.12	7.6	3.14	
120	10	7.6	1.07	9.0	1.31	10.5	1.56	11.3	1.69	11.8	1.72	12.1	1.72	12.3	1.73
	12	7.6	1.10	9.0	1.36	10.5	1.63	11.3	1.72	11.6	1.78	11.9	1.80	12.2	1.81
	14	7.6	1.14	9.0	1.41	10.5	1.69	11.3	1.79	11.5	1.84	11.8	1.87	12.0	1.89
	16	7.6	1.18	9.0	1.46	10.5	1.76	11.2	1.88	11.3	1.93	11.6	1.94	11.9	1.96
	18	7.6	1.23	9.0	1.53	10.5	1.86	11.0	1.99	11.2	2.03	11.4	2.04	11.7	2.04
	20	7.6	1.27	9.0	1.62	10.5	1.98	10.9	2.11	11.0	2.13	11.3	2.14	11.6	2.14
	21	7.6	1.31	9.0	1.68	10.5	2.06	10.8	2.15	10.9	2.18	11.2	2.19	11.5	2.19
	23	7.6	1.40	9.0	1.80	10.5	2.19	10.7	2.25	10.8	2.28	11.1	2.28	11.3	2.29
	25	7.6	1.50	9.0	1.92	10.4	2.31	10.5	2.35	10.6	2.37	10.9	2.38	11.2	2.39
	27	7.6	1.60	9.0	2.06	10.2	2.43	10.4	2.45	10.5	2.47	10.8	2.48	11.0	2.49
	29	7.6	1.71	9.0	2.20	10.1	2.53	10.2	2.55	10.3	2.57	10.6	2.58	10.9	2.59
	31	7.6	1.82	9.0	2.35	9.9	2.63	10.1	2.64	10.2	2.67	10.5	2.68	10.7	2.69
	33	7.6	1.94	9.0	2.50	9.8	2.73	9.9	2.75	10.0	2.77	10.3	2.78	10.6	2.79
	35	7.6	2.06	9.0	2.67	9.6	2.84	9.7	2.85	9.9	2.87	10.2	2.88	10.4	2.89
	37	7.6	2.15	9.0	2.73	9.5	2.88	9.6	2.90	9.7	2.91	10.0	2.93	10.3	2.94
	39	7.6	2.24	9.0	2.80	9.3	2.94	9.4	2.96	9.6	2.96	9.9	2.98	10.1	2.99
	41	7.3	2.55	8.5	3.13	8.8	3.27	9.0	3.29	9.1	3.30	9.3	3.32	9.6	3.33
	43	7.2	2.72	8.3	3.29	8.5	3.41	8.7	3.44	8.8	3.45	9.1	3.47	9.3	3.48
46	6.8	2.93	7.5	3.46	7.8	3.56	7.9	3.59	8.0	3.61	8.3	3.62	8.5	3.63	
48	6.0	2.54	6.5	2.96	6.8	3.03	6.9	3.05	7.0	3.06	7.2	3.07	7.4	3.08	
110	10	7.0	0.96	8.3	1.18	9.6	1.40	10.3	1.51	11.0	1.63	11.8	1.69	12.1	1.70
	12	7.0	0.99	8.3	1.22	9.6	1.45	10.3	1.55	11.0	1.69	11.7	1.76	11.9	1.78
	14	7.0	1.03	8.3	1.27	9.6	1.52	10.3	1.63	11.0	1.77	11.5	1.82	11.8	1.86
	16	7.0	1.06	8.3	1.32	9.6	1.58	10.3	1.70	11.0	1.88	11.4	1.93	11.6	1.94
	18	7.0	1.10	8.3	1.37	9.6	1.67	10.3	1.82	11.0	1.99	11.2	2.02	11.5	2.03
	20	7.0	1.14	8.3	1.44	9.6	1.78	10.3	1.93	10.8	2.10	11.1	2.12	11.3	2.13
	21	7.0	1.17	8.3	1.48	9.6	1.84	10.3	2.00	10.7	2.15	11.0	2.17	11.2	2.18
	23	7.0	1.24	8.3	1.59	9.6	1.97	10.3	2.12	10.6	2.25	10.8	2.27	11.1	2.28
	25	7.0	1.33	8.3	1.70	9.6	2.11	10.3	2.25	10.4	2.35	10.7	2.37	10.9	2.38
	27	7.0	1.42	8.3	1.81	9.6	2.26	10.1	2.38	10.3	2.46	10.5	2.47	10.8	2.48
	29	7.0	1.51	8.3	1.94	9.6	2.41	10.0	2.48	10.1	2.56	10.4	2.57	10.6	2.58
	31	7.0	1.61	8.3	2.06	9.6	2.58	9.8	2.59	10.0	2.65	10.2	2.67	10.5	2.68
	33	7.0	1.72	8.3	2.20	9.6	2.72	9.7	2.70	9.8	2.75	10.1	2.76	10.3	2.78
	35	7.0	1.82	8.3	2.35	9.4	2.82	9.5	2.83	9.7	2.85	9.9	2.86	10.2	2.87
	37	7.0	1.89	8.3	2.42	9.3	2.87	9.4	2.87	9.5	2.89	9.8	2.91	10.0	2.92
	39	7.0	1.97	8.3	2.49	9.1	2.91	9.2	2.92	9.4	2.94	9.6	2.96	9.9	2.96
	41	6.7	2.23	8.0	2.80	8.6	3.24	8.8	3.24	8.9	3.27	9.1	3.29	9.4	3.30
	43	6.6	2.38	7.9	2.96	8.4	3.38	8.5	3.38	8.6	3.41	8.9	3.43	9.1	3.44
46	6.2	2.55	7.4	3.13	7.6	3.51	7.8	3.53	7.9	3.54	8.1	3.56	8.3	3.57	
48	5.5	2.20	6.4	2.69	6.6	2.98	6.7	3.00	6.8	3.01	7.0	3.02	7.2	3.03	

6. Capacity Tables

Combination (%)	Outdoor Air Temp. (°C DB)	Indoor Air Temp. (DB/WB, °C)													
		20		23		26		27		28		30		32	
		14		16		18		19		20		22		24	
		TC	PI	TC	PI	TC	PI	TC	PI	TC	PI	TC	PI	TC	PI
100	10	6.1	0.87	7.2	1.06	8.4	1.25	9.0	1.35	9.6	1.45	10.8	1.62	11.8	1.63
	12	6.1	0.90	7.2	1.10	8.4	1.29	9.0	1.39	9.6	1.50	10.8	1.71	11.7	1.72
	14	6.1	0.92	7.2	1.14	8.4	1.35	9.0	1.45	9.6	1.57	10.8	1.80	11.5	1.82
	16	6.1	0.95	7.2	1.18	8.4	1.41	9.0	1.52	9.6	1.65	10.8	1.89	11.4	1.91
	18	6.1	0.98	7.2	1.22	8.4	1.46	9.0	1.59	9.6	1.75	10.8	1.99	11.2	2.01
	20	6.1	1.02	7.2	1.27	8.4	1.55	9.0	1.71	9.6	1.87	10.8	2.09	11.1	2.11
	21	6.1	1.04	7.2	1.30	8.4	1.60	9.0	1.76	9.6	1.94	10.8	2.14	11.0	2.16
	23	6.1	1.10	7.2	1.39	8.4	1.72	9.0	1.89	9.6	2.08	10.6	2.24	10.9	2.26
	25	6.1	1.17	7.2	1.48	8.4	1.83	9.0	2.03	9.6	2.22	10.5	2.33	10.7	2.35
	27	6.1	1.25	7.2	1.58	8.4	1.96	9.0	2.16	9.6	2.36	10.3	2.44	10.5	2.46
	29	6.1	1.33	7.2	1.69	8.4	2.10	9.0	2.31	9.6	2.50	10.2	2.54	10.4	2.56
	31	6.1	1.42	7.2	1.80	8.4	2.23	9.0	2.47	9.6	2.63	10.0	2.64	10.2	2.66
	33	6.1	1.50	7.2	1.92	8.4	2.38	9.0	2.63	9.6	2.73	9.9	2.74	10.1	2.76
	35	6.1	1.60	7.2	2.04	8.4	2.54	9.0	2.81	9.4	2.83	9.7	2.84	9.9	2.86
	37	6.1	1.66	7.2	2.13	8.4	2.61	9.0	2.86	9.3	2.87	9.5	2.88	9.8	2.91
	39	6.1	1.73	7.2	2.21	8.4	2.68	9.0	2.90	9.1	2.92	9.4	2.93	9.6	2.96
	41	5.9	1.96	7.0	2.52	8.1	3.01	8.6	3.23	8.7	3.24	8.7	3.26	9.1	3.29
43	5.8	2.09	6.9	2.68	8.0	3.17	8.3	3.37	8.4	3.38	8.6	3.40	8.9	3.43	
46	5.4	2.23	6.4	2.87	7.5	3.34	7.6	3.51	7.6	3.52	7.9	3.53	8.1	3.57	
48	4.8	1.93	5.7	2.49	6.5	2.86	6.6	2.98	6.6	2.99	6.9	3.00	7.0	3.02	
90	10	5.5	0.78	6.5	0.94	7.6	1.10	8.1	1.19	8.6	1.28	9.7	1.43	10.7	1.59
	12	5.5	0.79	6.5	0.95	7.6	1.12	8.1	1.21	8.6	1.31	9.7	1.46	10.7	1.62
	14	5.5	0.80	6.5	0.97	7.6	1.15	8.1	1.24	8.6	1.33	9.7	1.49	10.7	1.66
	16	5.5	0.82	6.5	0.99	7.6	1.17	8.1	1.26	8.6	1.36	9.7	1.52	10.7	1.68
	18	5.5	0.83	6.5	1.01	7.6	1.19	8.1	1.29	8.6	1.39	9.7	1.55	10.7	1.77
	20	5.5	0.85	6.5	1.03	7.6	1.21	8.1	1.31	8.6	1.44	9.7	1.66	10.7	1.85
	21	5.5	0.86	6.5	1.04	7.6	1.24	8.1	1.36	8.6	1.49	9.7	1.72	10.7	1.90
	23	5.5	0.87	6.5	1.08	7.6	1.32	8.1	1.46	8.6	1.60	9.7	1.85	10.6	1.98
	25	5.5	0.92	6.5	1.15	7.6	1.41	8.1	1.56	8.6	1.71	9.7	1.97	10.4	2.07
	27	5.5	0.98	6.5	1.23	7.6	1.51	8.1	1.66	8.6	1.83	9.7	2.10	10.3	2.17
	29	5.5	1.04	6.5	1.31	7.6	1.62	8.1	1.78	8.6	1.95	9.7	2.25	10.1	2.25
	31	5.5	1.10	6.5	1.40	7.6	1.72	8.1	1.89	8.6	2.08	9.7	2.33	10.0	2.34
	33	5.5	1.18	6.5	1.49	7.6	1.84	8.1	2.02	8.6	2.21	9.7	2.42	9.8	2.43
	35	5.5	1.25	6.5	1.58	7.6	1.95	8.1	2.15	8.6	2.34	9.5	2.51	9.7	2.52
	37	5.5	1.32	6.5	1.68	7.6	2.08	8.1	2.28	8.6	2.47	9.4	2.60	9.5	2.60
	39	5.5	1.40	6.5	1.78	7.6	2.20	8.1	2.41	8.6	2.60	9.2	2.68	9.4	2.69
	41	5.3	1.62	6.3	2.06	7.3	2.54	7.8	2.77	8.3	2.95	8.7	3.03	8.9	3.04
43	5.2	1.75	6.2	2.23	7.2	2.75	7.7	2.98	8.2	3.13	8.5	3.22	8.6	3.22	
46	4.9	1.91	5.8	2.43	6.8	3.01	7.2	3.25	7.4	3.34	7.7	3.42	7.9	3.43	
48	4.3	1.67	5.1	2.13	6.0	2.63	6.4	2.83	6.5	2.88	6.7	2.95	6.8	2.95	
80	10	4.9	0.68	5.8	0.82	6.7	0.96	7.2	1.04	7.7	1.11	8.6	1.27	9.5	1.38
	12	4.9	0.69	5.8	0.83	6.7	0.98	7.2	1.05	7.7	1.13	8.6	1.29	9.5	1.40
	14	4.9	0.70	5.8	0.85	6.7	0.99	7.2	1.07	7.7	1.15	8.6	1.31	9.5	1.43
	16	4.9	0.71	5.8	0.86	6.7	1.01	7.2	1.09	7.7	1.17	8.6	1.34	9.5	1.46
	18	4.9	0.73	5.8	0.87	6.7	1.03	7.2	1.11	7.7	1.20	8.6	1.37	9.5	1.49
	20	4.9	0.74	5.8	0.89	6.7	1.05	7.2	1.13	7.7	1.22	8.6	1.42	9.5	1.59
	21	4.9	0.75	5.8	0.90	6.7	1.06	7.2	1.15	7.7	1.25	8.6	1.46	9.5	1.65
	23	4.9	0.76	5.8	0.92	6.7	1.11	7.2	1.22	7.7	1.33	8.6	1.54	9.5	1.77
	25	4.9	0.79	5.8	0.98	6.7	1.19	7.2	1.30	7.7	1.43	8.6	1.65	9.5	1.89
	27	4.9	0.84	5.8	1.04	6.7	1.27	7.2	1.39	7.7	1.52	8.6	1.76	9.5	2.01
	29	4.9	0.89	5.8	1.11	6.7	1.35	7.2	1.48	7.7	1.63	8.6	1.88	9.5	2.15
	31	4.9	0.95	5.8	1.18	6.7	1.44	7.2	1.58	7.7	1.73	8.6	2.00	9.5	2.24
	33	4.9	1.00	5.8	1.26	6.7	1.54	7.2	1.69	7.7	1.84	8.6	2.10	9.5	2.32
	35	4.9	1.06	5.8	1.33	6.7	1.64	7.2	1.80	7.7	1.97	8.6	2.23	9.4	2.41
	37	4.9	1.13	5.8	1.42	6.7	1.73	7.2	1.91	7.7	2.09	8.6	2.35	9.3	2.49
	39	4.9	1.19	5.8	1.50	6.7	1.84	7.2	2.01	7.7	2.22	8.6	2.46	9.1	2.58
	41	4.7	1.37	5.6	1.73	6.5	2.12	6.9	2.32	7.4	2.57	8.3	2.83	8.7	2.91
43	4.6	1.48	5.5	1.87	6.4	2.29	6.8	2.50	7.3	2.78	8.2	3.02	8.4	3.09	
46	4.3	1.61	5.2	2.04	6.0	2.51	6.4	2.73	6.8	3.04	7.5	3.23	7.7	3.29	
48	3.8	1.41	4.6	1.78	5.3	2.19	5.7	2.38	6.1	2.66	6.5	2.80	6.7	2.83	

6. Capacity Tables

Combination (%)	Outdoor Air Temp. (°C DB)	Indoor Air Temp. (DB/WB, °C)													
		20		23		26		27		28		30		32	
		14		16		18		19		20		22		24	
		TC	PI	TC	PI	TC	PI	TC	PI	TC	PI	TC	PI	TC	PI
70	10	4.2	0.56	5.1	0.67	5.9	0.77	6.3	0.84	6.7	0.89	7.5	1.02	8.4	1.14
	12	4.2	0.57	5.1	0.68	5.9	0.79	6.3	0.85	6.7	0.91	7.5	1.04	8.4	1.16
	14	4.2	0.58	5.1	0.69	5.9	0.81	6.3	0.86	6.7	0.92	7.5	1.06	8.4	1.18
	16	4.2	0.59	5.1	0.70	5.9	0.82	6.3	0.88	6.7	0.94	7.5	1.07	8.4	1.21
	18	4.2	0.60	5.1	0.71	5.9	0.84	6.3	0.90	6.7	0.96	7.5	1.09	8.4	1.23
	20	4.2	0.61	5.1	0.73	5.9	0.85	6.3	0.92	6.7	0.98	7.5	1.12	8.4	1.27
	21	4.2	0.61	5.1	0.73	5.9	0.86	6.3	0.92	6.7	0.99	7.5	1.14	8.4	1.31
	23	4.2	0.62	5.1	0.75	5.9	0.88	6.3	0.96	6.7	1.04	7.5	1.22	8.4	1.39
	25	4.2	0.63	5.1	0.77	5.9	0.93	6.3	1.02	6.7	1.11	7.5	1.30	8.4	1.48
	27	4.2	0.67	5.1	0.83	5.9	1.00	6.3	1.08	6.7	1.19	7.5	1.39	8.4	1.58
	29	4.2	0.71	5.1	0.88	5.9	1.06	6.3	1.15	6.7	1.26	7.5	1.48	8.4	1.69
	31	4.2	0.76	5.1	0.93	5.9	1.13	6.3	1.23	6.7	1.34	7.5	1.58	8.4	1.79
	33	4.2	0.80	5.1	0.99	5.9	1.20	6.3	1.31	6.7	1.43	7.5	1.68	8.4	1.89
	35	4.2	0.84	5.1	1.05	5.9	1.27	6.3	1.39	6.7	1.52	7.5	1.79	8.4	2.00
	37	4.2	0.90	5.1	1.12	5.9	1.35	6.3	1.48	6.7	1.62	7.5	1.91	8.4	2.12
	39	4.2	0.94	5.1	1.18	5.9	1.43	6.3	1.56	6.7	1.71	7.5	2.02	8.4	2.21
	41	4.1	1.09	4.9	1.36	5.7	1.65	6.1	1.80	6.5	1.98	7.3	2.33	8.1	2.54
43	4.0	1.17	4.8	1.46	5.6	1.79	6.0	1.95	6.4	2.14	7.1	2.52	7.9	2.72	
46	3.8	1.28	4.5	1.60	5.2	1.95	5.6	2.12	6.0	2.34	6.7	2.76	7.4	2.91	
48	3.3	1.11	4.0	1.39	4.6	1.71	5.0	1.86	5.3	2.05	5.9	2.42	6.6	2.51	
60	10	3.6	0.45	4.3	0.53	5.0	0.62	5.4	0.66	5.8	0.70	6.5	0.80	7.2	0.89
	12	3.6	0.46	4.3	0.54	5.0	0.63	5.4	0.67	5.8	0.72	6.5	0.81	7.2	0.91
	14	3.6	0.47	4.3	0.55	5.0	0.64	5.4	0.68	5.8	0.73	6.5	0.83	7.2	0.93
	16	3.6	0.47	4.3	0.56	5.0	0.65	5.4	0.70	5.8	0.75	6.5	0.84	7.2	0.94
	18	3.6	0.48	4.3	0.57	5.0	0.66	5.4	0.71	5.8	0.76	6.5	0.86	7.2	0.96
	20	3.6	0.49	4.3	0.58	5.0	0.67	5.4	0.72	5.8	0.77	6.5	0.87	7.2	0.98
	21	3.6	0.49	4.3	0.58	5.0	0.68	5.4	0.73	5.8	0.78	6.5	0.89	7.2	0.99
	23	3.6	0.50	4.3	0.59	5.0	0.69	5.4	0.74	5.8	0.80	6.5	0.92	7.2	1.05
	25	3.6	0.51	4.3	0.61	5.0	0.72	5.4	0.78	5.8	0.84	6.5	0.98	7.2	1.13
	27	3.6	0.53	4.3	0.64	5.0	0.76	5.4	0.83	5.8	0.90	6.5	1.04	7.2	1.20
	29	3.6	0.56	4.3	0.68	5.0	0.81	5.4	0.88	5.8	0.96	6.5	1.11	7.2	1.29
	31	3.6	0.59	4.3	0.72	5.0	0.86	5.4	0.94	5.8	1.02	6.5	1.19	7.2	1.37
	33	3.6	0.63	4.3	0.76	5.0	0.91	5.4	1.00	5.8	1.08	6.5	1.26	7.2	1.46
	35	3.6	0.66	4.3	0.81	5.0	0.97	5.4	1.06	5.8	1.15	6.5	1.34	7.2	1.55
	37	3.6	0.70	4.3	0.86	5.0	1.03	5.4	1.12	5.8	1.22	6.5	1.43	7.2	1.65
	39	3.6	0.74	4.3	0.90	5.0	1.09	5.4	1.19	5.8	1.29	6.5	1.51	7.2	1.75
	41	3.5	0.84	4.2	1.04	4.9	1.26	5.2	1.37	5.6	1.48	6.2	1.75	6.9	2.02
43	3.5	0.90	4.1	1.12	4.8	1.36	5.1	1.48	5.5	1.60	6.1	1.89	6.8	2.18	
46	3.2	0.98	3.9	1.22	4.5	1.48	4.8	1.61	5.1	1.75	5.8	2.06	6.4	2.39	
48	2.9	0.86	3.4	1.06	4.0	1.29	4.3	1.41	4.5	1.53	5.1	1.80	5.6	2.09	
50	10	3.0	0.36	3.6	0.42	4.2	0.48	4.5	0.51	4.8	0.54	5.4	0.61	6.0	0.68
	12	3.0	0.37	3.6	0.42	4.2	0.48	4.5	0.52	4.8	0.55	5.4	0.62	6.0	0.69
	14	3.0	0.37	3.6	0.43	4.2	0.49	4.5	0.53	4.8	0.56	5.4	0.63	6.0	0.70
	16	3.0	0.38	3.6	0.44	4.2	0.50	4.5	0.54	4.8	0.57	5.4	0.64	6.0	0.71
	18	3.0	0.38	3.6	0.44	4.2	0.51	4.5	0.55	4.8	0.58	5.4	0.65	6.0	0.73
	20	3.0	0.39	3.6	0.45	4.2	0.52	4.5	0.55	4.8	0.59	5.4	0.66	6.0	0.74
	21	3.0	0.39	3.6	0.45	4.2	0.52	4.5	0.56	4.8	0.60	5.4	0.67	6.0	0.75
	23	3.0	0.40	3.6	0.46	4.2	0.53	4.5	0.57	4.8	0.61	5.4	0.68	6.0	0.77
	25	3.0	0.40	3.6	0.47	4.2	0.54	4.5	0.58	4.8	0.63	5.4	0.72	6.0	0.82
	27	3.0	0.41	3.6	0.48	4.2	0.57	4.5	0.62	4.8	0.66	5.4	0.77	6.0	0.87
	29	3.0	0.43	3.6	0.52	4.2	0.61	4.5	0.66	4.8	0.71	5.4	0.81	6.0	0.93
	31	3.0	0.45	3.6	0.55	4.2	0.64	4.5	0.69	4.8	0.75	5.4	0.87	6.0	0.99
	33	3.0	0.48	3.6	0.58	4.2	0.68	4.5	0.74	4.8	0.80	5.4	0.92	6.0	1.05
	35	3.0	0.51	3.6	0.61	4.2	0.72	4.5	0.78	4.8	0.84	5.4	0.97	6.0	1.12
	37	3.0	0.54	3.6	0.64	4.2	0.76	4.5	0.83	4.8	0.89	5.4	1.04	6.0	1.19
	39	3.0	0.56	3.6	0.68	4.2	0.81	4.5	0.87	4.8	0.94	5.4	1.09	6.0	1.26
	41	2.9	0.65	3.5	0.78	4.1	0.93	4.3	1.01	4.6	1.08	5.2	1.26	5.8	1.45
43	2.9	0.70	3.5	0.84	4.0	1.00	4.3	1.08	4.6	1.17	5.1	1.36	5.7	1.57	
46	2.7	0.76	3.2	0.91	3.8	1.09	4.0	1.18	4.3	1.27	4.8	1.49	5.3	1.71	
48	2.4	0.66	2.9	0.80	3.3	0.95	3.5	1.03	3.8	1.11	4.2	1.30	4.7	1.49	

Note

1. TC: Total Capacity(kW), PI : Power Input(kW, Comp. + Outdoor fan motor)
2. Capacity tables show the average value of conditions which may occur.

6. Capacity Tables

◆ ZRUN040GSS0 / ZRUN040LSS0

Combination (%)	Outdoor Air Temp. (°C DB)	Indoor Air Temp. (DB/WB, °C)													
		20		23		26		27		28		30		32	
		14		16		18		19		20		22		24	
		TC	PI	TC	PI	TC	PI	TC	PI	TC	PI	TC	PI	TC	PI
130	10	11.1	1.81	13.2	2.21	15.3	2.56	15.9	2.61	16.1	2.64	16.5	2.66	16.9	2.67
	12	11.1	1.85	13.2	2.29	15.3	2.67	15.6	2.68	15.9	2.74	16.2	2.76	16.6	2.78
	14	11.1	1.91	13.2	2.37	15.2	2.77	15.5	2.79	15.6	2.84	16.1	2.86	16.5	2.88
	16	11.1	1.98	13.2	2.45	15.1	2.89	15.2	2.92	15.4	2.94	15.8	2.97	16.2	2.99
	18	11.1	2.07	13.2	2.59	14.8	3.05	15.0	3.07	15.2	3.09	15.6	3.11	16.1	3.12
	20	11.1	2.16	13.2	2.76	14.6	3.19	14.9	3.22	15.0	3.24	15.4	3.26	15.8	3.28
	21	11.1	2.21	13.2	2.86	14.5	3.27	14.7	3.30	14.9	3.32	15.3	3.33	15.7	3.35
	23	11.1	2.38	13.2	3.07	14.3	3.41	14.5	3.44	14.7	3.47	15.1	3.48	15.5	3.51
	25	11.1	2.54	13.2	3.28	14.1	3.56	14.4	3.59	14.5	3.62	14.9	3.64	15.3	3.66
	27	11.1	2.72	13.2	3.51	13.9	3.71	14.1	3.74	14.4	3.77	14.7	3.79	15.1	3.81
	29	11.1	2.89	13.2	3.75	13.7	3.87	13.9	3.89	14.1	3.92	14.5	3.94	14.9	3.96
	31	11.1	3.09	13.1	3.95	13.5	4.02	13.7	4.05	13.9	4.07	14.3	4.09	14.7	4.11
	33	11.1	3.29	12.9	4.10	13.3	4.17	13.5	4.20	13.7	4.22	14.1	4.24	14.5	4.27
	35	11.1	3.51	12.7	4.25	13.1	4.33	13.3	4.35	13.5	4.37	13.9	4.39	14.3	4.42
	37	11.1	3.63	12.5	4.33	12.9	4.41	13.1	4.45	13.3	4.46	13.7	4.48	14.1	4.51
	39	11.1	3.76	12.3	4.42	12.7	4.50	12.9	4.53	13.1	4.55	13.5	4.56	13.9	4.60
	41	10.7	4.25	11.7	4.93	12.0	5.02	12.2	5.06	12.5	5.07	12.8	5.09	13.2	5.13
	43	10.5	4.50	11.3	5.16	11.7	5.26	11.8	5.29	12.1	5.31	12.5	5.32	12.8	5.36
46	9.9	4.79	10.3	5.40	10.7	5.50	10.8	5.53	11.1	5.55	11.4	5.56	11.7	5.61	
48	8.7	4.13	8.9	4.61	9.3	4.69	9.4	4.70	9.6	4.71	9.9	4.74	10.2	4.77	
120	10	10.2	1.63	12.2	1.99	14.1	2.37	15.1	2.56	15.9	2.60	16.2	2.61	16.6	2.62
	12	10.2	1.67	12.2	2.06	14.1	2.46	15.1	2.61	15.6	2.70	16.0	2.73	16.4	2.74
	14	10.2	1.73	12.2	2.13	14.1	2.56	15.1	2.71	15.4	2.80	15.8	2.84	16.2	2.86
	16	10.2	1.79	12.2	2.22	14.1	2.66	15.0	2.86	15.2	2.92	15.6	2.94	16.0	2.97
	18	10.2	1.86	12.2	2.32	14.1	2.82	14.8	3.02	15.0	3.07	15.4	3.09	15.8	3.10
	20	10.2	1.93	12.2	2.46	14.1	3.01	14.6	3.19	14.8	3.22	15.2	3.24	15.5	3.25
	21	10.2	1.99	12.2	2.55	14.1	3.12	14.5	3.27	14.7	3.30	15.1	3.31	15.5	3.33
	23	10.2	2.13	12.2	2.72	14.1	3.32	14.3	3.41	14.5	3.45	14.9	3.46	15.2	3.48
	25	10.2	2.27	12.2	2.92	13.9	3.50	14.1	3.56	14.3	3.60	14.7	3.61	15.0	3.63
	27	10.2	2.43	12.2	3.12	13.7	3.68	13.9	3.71	14.1	3.75	14.5	3.76	14.8	3.78
	29	10.2	2.59	12.2	3.33	13.5	3.83	13.7	3.86	13.9	3.90	14.2	3.92	14.6	3.93
	31	10.2	2.76	12.2	3.56	13.3	3.99	13.5	4.01	13.7	4.05	14.1	4.07	14.4	4.08
	33	10.2	2.93	12.2	3.79	13.1	4.14	13.3	4.16	13.5	4.20	13.8	4.22	14.2	4.23
	35	10.2	3.12	12.2	4.04	12.9	4.30	13.1	4.32	13.3	4.35	13.7	4.37	14.0	4.38
	37	10.2	3.26	12.2	4.14	12.7	4.37	12.9	4.40	13.1	4.42	13.4	4.45	13.8	4.46
	39	10.2	3.40	12.1	4.24	12.5	4.45	12.7	4.48	12.8	4.49	13.3	4.52	13.6	4.53
	41	9.9	3.87	11.5	4.75	11.9	4.96	12.0	4.99	12.2	5.00	12.6	5.04	12.9	5.05
	43	9.7	4.13	11.1	4.99	11.5	5.18	11.7	5.22	11.8	5.23	12.2	5.26	12.5	5.27
46	9.1	4.44	10.1	5.25	10.5	5.40	10.7	5.45	10.8	5.47	11.1	5.49	11.5	5.50	
48	8.1	3.85	8.8	4.48	9.1	4.60	9.3	4.62	9.4	4.64	9.7	4.66	10.0	4.68	
110	10	9.4	1.46	11.2	1.78	13.0	2.12	13.9	2.29	14.8	2.47	15.9	2.57	16.2	2.58
	12	9.4	1.51	11.2	1.84	13.0	2.20	13.9	2.36	14.8	2.56	15.7	2.67	16.0	2.70
	14	9.4	1.55	11.2	1.93	13.0	2.30	13.9	2.47	14.8	2.69	15.5	2.76	15.8	2.82
	16	9.4	1.61	11.2	2.00	13.0	2.40	13.9	2.58	14.8	2.85	15.3	2.92	15.6	2.94
	18	9.4	1.67	11.2	2.08	13.0	2.54	13.9	2.75	14.8	3.02	15.1	3.07	15.4	3.08
	20	9.4	1.73	11.2	2.18	13.0	2.69	13.9	2.93	14.5	3.18	14.9	3.22	15.2	3.23
	21	9.4	1.77	11.2	2.25	13.0	2.79	13.9	3.04	14.4	3.26	14.8	3.29	15.1	3.31
	23	9.4	1.88	11.2	2.41	13.0	2.99	13.9	3.22	14.2	3.41	14.6	3.44	14.9	3.46
	25	9.4	2.01	11.2	2.57	13.0	3.20	13.9	3.41	14.0	3.56	14.4	3.59	14.7	3.61
	27	9.4	2.15	11.2	2.75	13.0	3.43	13.6	3.60	13.8	3.72	14.2	3.74	14.5	3.76
	29	9.4	2.30	11.2	2.93	13.0	3.65	13.5	3.75	13.6	3.87	14.0	3.89	14.3	3.91
	31	9.4	2.44	11.2	3.13	13.0	3.90	13.2	3.92	13.4	4.02	13.8	4.04	14.1	4.06
	33	9.4	2.60	11.2	3.33	12.9	4.12	13.1	4.10	13.2	4.17	13.5	4.19	13.9	4.21
	35	9.4	2.76	11.2	3.56	12.6	4.27	12.8	4.28	13.0	4.32	13.3	4.34	13.7	4.36
	37	9.4	2.87	11.2	3.66	12.5	4.34	12.6	4.35	12.8	4.39	13.1	4.41	13.5	4.43
	39	9.4	2.98	11.2	3.77	12.2	4.41	12.4	4.42	12.6	4.46	12.9	4.48	13.3	4.49
	41	9.0	3.39	10.8	4.25	11.6	4.91	11.8	4.92	11.9	4.95	12.3	4.98	12.6	5.00
	43	8.9	3.60	10.6	4.48	11.2	5.12	11.4	5.13	11.6	5.16	11.9	5.19	12.2	5.21
46	8.3	3.86	9.9	4.75	10.2	5.33	10.4	5.34	10.6	5.37	10.9	5.40	11.2	5.42	
48	7.4	3.34	8.6	4.07	8.9	4.51	9.1	4.54	9.2	4.57	9.5	4.58	9.7	4.60	

6. Capacity Tables

Combination (%)	Outdoor Air Temp. (°C DB)	Indoor Air Temp. (DB/WB, °C)													
		20		23		26		27		28		30		32	
		14		16		18		19		20		22		24	
		TC	PI	TC	PI	TC	PI	TC	PI	TC	PI	TC	PI	TC	PI
100	10	8.2	1.32	9.7	1.60	11.3	1.90	12.1	2.05	12.9	2.20	14.5	2.45	15.9	2.47
	12	8.2	1.36	9.7	1.67	11.3	1.96	12.1	2.11	12.9	2.27	14.5	2.59	15.7	2.61
	14	8.2	1.40	9.7	1.73	11.3	2.05	12.1	2.20	12.9	2.37	14.5	2.73	15.5	2.76
	16	8.2	1.44	9.7	1.79	11.3	2.13	12.1	2.30	12.9	2.50	14.5	2.86	15.3	2.90
	18	8.2	1.49	9.7	1.86	11.3	2.22	12.1	2.41	12.9	2.65	14.5	3.02	15.1	3.05
	20	8.2	1.54	9.7	1.93	11.3	2.34	12.1	2.59	12.9	2.84	14.5	3.17	14.9	3.19
	21	8.2	1.57	9.7	1.97	11.3	2.43	12.1	2.68	12.9	2.94	14.5	3.24	14.8	3.27
	23	8.2	1.67	9.7	2.11	11.3	2.60	12.1	2.87	12.9	3.15	14.3	3.39	14.6	3.42
	25	8.2	1.77	9.7	2.25	11.3	2.78	12.1	3.07	12.9	3.37	14.1	3.54	14.3	3.57
	27	8.2	1.89	9.7	2.40	11.3	2.97	12.1	3.28	12.9	3.58	13.9	3.71	14.2	3.74
	29	8.2	2.01	9.7	2.56	11.3	3.18	12.1	3.51	12.9	3.79	13.7	3.85	14.0	3.89
	31	8.2	2.15	9.7	2.73	11.3	3.39	12.1	3.74	12.9	3.99	13.4	4.00	13.7	4.04
	33	8.2	2.28	9.7	2.91	11.3	3.61	12.1	3.99	12.9	4.14	13.2	4.15	13.5	4.19
	35	8.2	2.43	9.7	3.10	11.3	3.85	12.1	4.26	12.7	4.29	13.0	4.30	13.3	4.34
	37	8.2	2.52	9.7	3.22	11.3	3.96	12.1	4.33	12.5	4.35	12.8	4.37	13.1	4.41
	39	8.2	2.62	9.7	3.35	11.3	4.06	12.1	4.40	12.3	4.42	12.6	4.44	12.9	4.48
41	7.9	2.97	9.4	3.81	10.9	4.56	11.5	4.90	11.6	4.92	11.7	4.94	12.3	4.98	
43	7.8	3.16	9.2	4.06	10.8	4.80	11.1	5.11	11.3	5.13	11.6	5.15	11.9	5.20	
46	7.3	3.38	8.7	4.36	10.1	5.07	10.2	5.33	10.3	5.34	10.6	5.36	10.9	5.41	
48	6.4	2.92	7.7	3.77	8.7	4.33	8.8	4.52	8.9	4.53	9.2	4.54	9.5	4.58	
90	10	7.3	0.94	8.8	1.13	10.2	1.33	10.9	1.43	11.6	1.54	13.0	1.73	14.4	1.92
	12	7.3	0.95	8.8	1.14	10.2	1.35	10.9	1.46	11.6	1.58	13.0	1.76	14.4	1.95
	14	7.3	0.97	8.8	1.17	10.2	1.38	10.9	1.49	11.6	1.60	13.0	1.79	14.4	1.99
	16	7.3	0.98	8.8	1.19	10.2	1.41	10.9	1.52	11.6	1.63	13.0	1.83	14.4	2.03
	18	7.3	1.00	8.8	1.21	10.2	1.43	10.9	1.55	11.6	1.67	13.0	1.87	14.4	2.13
	20	7.3	1.02	8.8	1.24	10.2	1.46	10.9	1.58	11.6	1.73	13.0	2.00	14.4	2.23
	21	7.3	1.03	8.8	1.25	10.2	1.49	10.9	1.63	11.6	1.79	13.0	2.07	14.4	2.28
	23	7.3	1.05	8.8	1.30	10.2	1.59	10.9	1.75	11.6	1.92	13.0	2.22	14.2	2.39
	25	7.3	1.10	8.8	1.39	10.2	1.70	10.9	1.87	11.6	2.05	13.0	2.37	14.0	2.49
	27	7.3	1.18	8.8	1.48	10.2	1.82	10.9	2.00	11.6	2.20	13.0	2.52	13.8	2.61
	29	7.3	1.25	8.8	1.58	10.2	1.94	10.9	2.14	11.6	2.35	13.0	2.70	13.6	2.71
	31	7.3	1.33	8.8	1.68	10.2	2.07	10.9	2.28	11.6	2.50	13.0	2.81	13.4	2.82
	33	7.3	1.41	8.8	1.79	10.2	2.21	10.9	2.43	11.6	2.65	13.0	2.91	13.2	2.92
	35	7.3	1.50	8.8	1.90	10.2	2.35	10.9	2.59	11.6	2.81	12.8	3.02	13.0	3.03
	37	7.3	1.59	8.8	2.02	10.2	2.50	10.9	2.75	11.6	2.97	12.6	3.12	12.8	3.13
	39	7.3	1.69	8.8	2.15	10.2	2.65	10.9	2.90	11.6	3.12	12.4	3.23	12.6	3.24
41	7.1	1.95	8.5	2.48	9.8	3.06	10.5	3.33	11.2	3.55	11.7	3.65	11.9	3.66	
43	7.0	2.10	8.3	2.68	9.7	3.31	10.3	3.59	11.0	3.77	11.4	3.87	11.6	3.88	
46	6.5	2.29	7.8	2.93	9.1	3.62	9.7	3.91	10.0	4.02	10.4	4.12	10.6	4.13	
48	5.8	2.00	6.9	2.56	8.0	3.16	8.6	3.41	8.7	3.46	9.0	3.55	9.2	3.55	
80	10	6.5	0.89	7.8	1.07	9.0	1.26	9.7	1.36	10.3	1.46	11.6	1.66	12.8	1.81
	12	6.5	0.91	7.8	1.09	9.0	1.29	9.7	1.38	10.3	1.48	11.6	1.69	12.8	1.84
	14	6.5	0.93	7.8	1.11	9.0	1.30	9.7	1.41	10.3	1.51	11.6	1.73	12.8	1.88
	16	6.5	0.94	7.8	1.13	9.0	1.33	9.7	1.43	10.3	1.54	11.6	1.76	12.8	1.91
	18	6.5	0.96	7.8	1.15	9.0	1.35	9.7	1.46	10.3	1.57	11.6	1.79	12.8	1.96
	20	6.5	0.97	7.8	1.17	9.0	1.38	9.7	1.49	10.3	1.60	11.6	1.86	12.8	2.09
	21	6.5	0.98	7.8	1.19	9.0	1.40	9.7	1.51	10.3	1.64	11.6	1.92	12.8	2.17
	23	6.5	1.00	7.8	1.20	9.0	1.46	9.7	1.60	10.3	1.75	11.6	2.03	12.8	2.33
	25	6.5	1.04	7.8	1.29	9.0	1.56	9.7	1.71	10.3	1.87	11.6	2.17	12.8	2.49
	27	6.5	1.10	7.8	1.37	9.0	1.67	9.7	1.83	10.3	2.00	11.6	2.31	12.8	2.61
	29	6.5	1.17	7.8	1.46	9.0	1.78	9.7	1.95	10.3	2.14	11.6	2.47	12.8	2.71
	31	6.5	1.24	7.8	1.55	9.0	1.89	9.7	2.08	10.3	2.27	11.6	2.62	12.8	2.82
	33	6.5	1.32	7.8	1.65	9.0	2.02	9.7	2.22	10.3	2.42	11.6	2.76	12.8	2.92
	35	6.5	1.40	7.8	1.75	9.0	2.15	9.7	2.36	10.3	2.58	11.6	2.93	12.7	3.03
	37	6.5	1.48	7.8	1.86	9.0	2.28	9.7	2.51	10.3	2.74	11.6	3.09	12.5	3.13
	39	6.5	1.56	7.8	1.97	9.0	2.41	9.7	2.64	10.3	2.92	11.6	3.23	12.3	3.24
41	6.3	1.80	7.5	2.27	8.7	2.79	9.3	3.05	10.0	3.38	11.2	3.65	11.7	3.66	
43	6.2	1.94	7.4	2.45	8.6	3.01	9.2	3.29	9.8	3.65	11.0	3.87	11.3	3.88	
46	5.8	2.12	6.9	2.68	8.0	3.29	8.6	3.59	9.2	4.00	10.1	4.12	10.3	4.13	
48	5.1	1.85	6.1	2.34	7.1	2.88	7.6	3.13	8.1	3.46	8.7	3.55	9.0	3.55	

6. Capacity Tables

Combination (%)	Outdoor Air Temp. (°C DB)	Indoor Air Temp. (DB/WB, °C)													
		20		23		26		27		28		30		32	
		14		16		18		19		20		22		24	
		TC	PI	TC	PI	TC	PI	TC	PI	TC	PI	TC	PI	TC	PI
70	10	5.7	0.81	6.8	0.96	7.9	1.11	8.5	1.20	9.0	1.29	10.1	1.46	11.2	1.64
	12	5.7	0.82	6.8	0.97	7.9	1.14	8.5	1.22	9.0	1.31	10.1	1.49	11.2	1.67
	14	5.7	0.83	6.8	0.99	7.9	1.16	8.5	1.24	9.0	1.33	10.1	1.52	11.2	1.70
	16	5.7	0.85	6.8	1.01	7.9	1.18	8.5	1.27	9.0	1.36	10.1	1.55	11.2	1.73
	18	5.7	0.86	6.8	1.02	7.9	1.20	8.5	1.29	9.0	1.38	10.1	1.57	11.2	1.77
	20	5.7	0.87	6.8	1.04	7.9	1.22	8.5	1.32	9.0	1.41	10.1	1.61	11.2	1.83
	21	5.7	0.88	6.8	1.05	7.9	1.23	8.5	1.33	9.0	1.43	10.1	1.64	11.2	1.89
	23	5.7	0.90	6.8	1.08	7.9	1.26	8.5	1.37	9.0	1.50	10.1	1.75	11.2	2.00
	25	5.7	0.91	6.8	1.11	7.9	1.34	8.5	1.47	9.0	1.60	10.1	1.87	11.2	2.14
	27	5.7	0.96	6.8	1.19	7.9	1.43	8.5	1.56	9.0	1.71	10.1	2.00	11.2	2.27
	29	5.7	1.02	6.8	1.26	7.9	1.52	8.5	1.66	9.0	1.81	10.1	2.13	11.2	2.43
	31	5.7	1.09	6.8	1.34	7.9	1.62	8.5	1.78	9.0	1.93	10.1	2.27	11.2	2.58
	33	5.7	1.15	6.8	1.42	7.9	1.72	8.5	1.88	9.0	2.06	10.1	2.42	11.2	2.72
	35	5.7	1.22	6.8	1.52	7.9	1.83	8.5	2.00	9.0	2.19	10.1	2.58	11.2	2.88
	37	5.7	1.29	6.8	1.60	7.9	1.95	8.5	2.13	9.0	2.33	10.1	2.74	11.2	3.04
	39	5.7	1.36	6.8	1.69	7.9	2.06	8.5	2.25	9.0	2.47	10.1	2.91	11.2	3.18
	41	5.5	1.56	6.6	1.95	7.6	2.38	8.2	2.59	8.7	2.85	9.8	3.36	10.8	3.65
43	5.4	1.68	6.5	2.11	7.5	2.57	8.0	2.80	8.6	3.08	9.6	3.63	10.7	3.88	
46	5.1	1.83	6.1	2.30	7.0	2.81	7.5	3.06	8.0	3.37	9.0	3.97	10.0	4.13	
48	4.5	1.60	5.4	2.01	6.2	2.45	6.7	2.67	7.1	2.95	8.0	3.48	8.9	3.55	
60	10	4.9	0.72	5.8	0.84	6.8	0.98	7.3	1.05	7.7	1.11	8.7	1.26	9.6	1.41
	12	4.9	0.73	5.8	0.85	6.8	0.99	7.3	1.06	7.7	1.13	8.7	1.28	9.6	1.44
	14	4.9	0.74	5.8	0.87	6.8	1.01	7.3	1.08	7.7	1.15	8.7	1.31	9.6	1.47
	16	4.9	0.75	5.8	0.89	6.8	1.02	7.3	1.10	7.7	1.18	8.7	1.34	9.6	1.49
	18	4.9	0.76	5.8	0.90	6.8	1.04	7.3	1.12	7.7	1.20	8.7	1.36	9.6	1.53
	20	4.9	0.78	5.8	0.91	6.8	1.06	7.3	1.14	7.7	1.22	8.7	1.38	9.6	1.56
	21	4.9	0.78	5.8	0.92	6.8	1.08	7.3	1.15	7.7	1.23	8.7	1.40	9.6	1.57
	23	4.9	0.80	5.8	0.94	6.8	1.09	7.3	1.17	7.7	1.26	8.7	1.45	9.6	1.67
	25	4.9	0.81	5.8	0.96	6.8	1.13	7.3	1.23	7.7	1.34	8.7	1.55	9.6	1.79
	27	4.9	0.83	5.8	1.01	6.8	1.21	7.3	1.31	7.7	1.42	8.7	1.65	9.6	1.90
	29	4.9	0.89	5.8	1.08	6.8	1.28	7.3	1.39	7.7	1.51	8.7	1.76	9.6	2.03
	31	4.9	0.94	5.8	1.14	6.8	1.36	7.3	1.49	7.7	1.61	8.7	1.88	9.6	2.16
	33	4.9	0.99	5.8	1.21	6.8	1.45	7.3	1.58	7.7	1.71	8.7	1.99	9.6	2.31
	35	4.9	1.05	5.8	1.28	6.8	1.54	7.3	1.68	7.7	1.82	8.7	2.12	9.6	2.45
	37	4.9	1.11	5.8	1.36	6.8	1.63	7.3	1.78	7.7	1.93	8.7	2.26	9.6	2.61
	39	4.9	1.17	5.8	1.43	6.8	1.72	7.3	1.89	7.7	2.04	8.7	2.39	9.6	2.77
	41	4.7	1.33	5.6	1.64	6.5	1.99	7.0	2.17	7.5	2.35	8.4	2.76	9.3	3.20
43	4.6	1.43	5.5	1.77	6.4	2.15	6.9	2.34	7.4	2.53	8.3	2.99	9.2	3.45	
46	4.3	1.56	5.2	1.93	6.0	2.34	6.5	2.55	6.9	2.77	7.7	3.26	8.6	3.78	
48	3.8	1.36	4.6	1.68	5.3	2.05	5.7	2.23	6.1	2.42	6.8	2.85	7.6	3.31	
50	10	4.1	0.63	4.9	0.73	5.7	0.83	6.1	0.89	6.4	0.95	7.2	1.07	8.0	1.19
	12	4.1	0.64	4.9	0.74	5.7	0.85	6.1	0.91	6.4	0.97	7.2	1.09	8.0	1.21
	14	4.1	0.65	4.9	0.75	5.7	0.86	6.1	0.92	6.4	0.98	7.2	1.10	8.0	1.23
	16	4.1	0.66	4.9	0.77	5.7	0.87	6.1	0.94	6.4	0.99	7.2	1.12	8.0	1.25
	18	4.1	0.67	4.9	0.77	5.7	0.89	6.1	0.95	6.4	1.01	7.2	1.14	8.0	1.27
	20	4.1	0.67	4.9	0.79	5.7	0.91	6.1	0.97	6.4	1.03	7.2	1.16	8.0	1.30
	21	4.1	0.68	4.9	0.79	5.7	0.91	6.1	0.98	6.4	1.04	7.2	1.17	8.0	1.31
	23	4.1	0.69	4.9	0.81	5.7	0.93	6.1	0.99	6.4	1.06	7.2	1.19	8.0	1.34
	25	4.1	0.70	4.9	0.82	5.7	0.95	6.1	1.01	6.4	1.09	7.2	1.25	8.0	1.43
	27	4.1	0.71	4.9	0.85	5.7	1.00	6.1	1.08	6.4	1.16	7.2	1.34	8.0	1.53
	29	4.1	0.75	4.9	0.90	5.7	1.06	6.1	1.15	6.4	1.23	7.2	1.42	8.0	1.62
	31	4.1	0.79	4.9	0.95	5.7	1.13	6.1	1.21	6.4	1.31	7.2	1.51	8.0	1.73
	33	4.1	0.84	4.9	1.01	5.7	1.19	6.1	1.29	6.4	1.39	7.2	1.61	8.0	1.84
	35	4.1	0.89	4.9	1.07	5.7	1.26	6.1	1.37	6.4	1.47	7.2	1.70	8.0	1.96
	37	4.1	0.94	4.9	1.13	5.7	1.33	6.1	1.45	6.4	1.56	7.2	1.82	8.0	2.08
	39	4.1	0.98	4.9	1.19	5.7	1.42	6.1	1.53	6.4	1.64	7.2	1.91	8.0	2.20
	41	3.9	1.13	4.7	1.36	5.5	1.63	5.8	1.76	6.2	1.89	7.0	2.21	7.8	2.54
43	3.9	1.22	4.6	1.47	5.4	1.75	5.7	1.90	6.1	2.04	6.9	2.38	7.6	2.74	
46	3.6	1.32	4.3	1.60	5.0	1.91	5.4	2.06	5.7	2.22	6.4	2.60	7.2	2.99	
48	3.2	1.15	3.8	1.39	4.5	1.66	4.8	1.80	5.1	1.94	5.7	2.27	6.3	2.61	

Note

1. TC: Total Capacity(kW), PI : Power Input(kW, Comp. + Outdoor fan motor)
2. Capacity tables show the average value of conditions which may occur.

6. Capacity Tables

◆ ZRUN050GSS0 / ZRUN050LSS0

Combination (%)	Outdoor Air Temp. (°C DB)	Indoor Air Temp. (DB/WB, °C)													
		20		23		26		27		28		30		32	
		14		16		18		19		20		22		24	
		TC	PI	TC	PI	TC	PI	TC	PI	TC	PI	TC	PI	TC	PI
130	10	12.8	2.08	15.2	2.54	17.7	2.95	18.4	3.01	18.6	3.04	19.0	3.05	19.5	3.07
	12	12.8	2.13	15.2	2.63	17.7	3.07	18.1	3.09	18.4	3.15	18.8	3.18	19.3	3.19
	14	12.8	2.20	15.2	2.73	17.6	3.18	17.9	3.21	18.1	3.26	18.6	3.29	19.0	3.32
	16	12.8	2.28	15.2	2.82	17.4	3.33	17.6	3.36	17.8	3.38	18.3	3.41	18.8	3.44
	18	12.8	2.38	15.2	2.98	17.2	3.51	17.4	3.53	17.6	3.55	18.1	3.57	18.6	3.59
	20	12.8	2.48	15.2	3.18	16.9	3.67	17.2	3.71	17.4	3.73	17.8	3.75	18.3	3.77
	21	12.8	2.55	15.2	3.29	16.8	3.76	17.1	3.79	17.3	3.81	17.7	3.83	18.2	3.86
	23	12.8	2.73	15.2	3.53	16.6	3.92	16.8	3.96	17.1	3.99	17.5	4.01	18.0	4.03
	25	12.8	2.92	15.2	3.77	16.3	4.09	16.6	4.13	16.8	4.16	17.3	4.18	17.7	4.21
	27	12.8	3.12	15.2	4.04	16.1	4.27	16.3	4.30	16.6	4.33	17.1	4.36	17.5	4.38
	29	12.8	3.33	15.2	4.31	15.9	4.45	16.1	4.48	16.3	4.51	16.8	4.53	17.3	4.56
	31	12.8	3.55	15.2	4.54	15.6	4.62	15.9	4.65	16.1	4.68	16.5	4.70	17.0	4.73
	33	12.8	3.78	14.9	4.72	15.4	4.80	15.7	4.83	15.9	4.85	16.3	4.88	16.8	4.91
	35	12.8	4.04	14.7	4.89	15.1	4.98	15.4	5.01	15.7	5.03	16.1	5.05	16.5	5.08
	37	12.8	4.18	14.5	4.98	14.9	5.07	15.1	5.11	15.4	5.13	15.8	5.15	16.3	5.19
	39	12.8	4.32	14.2	5.08	14.7	5.18	14.9	5.21	15.1	5.23	15.6	5.25	16.1	5.29
	41	12.3	4.89	13.5	5.67	13.9	5.78	14.1	5.82	14.4	5.84	14.9	5.85	15.3	5.90
	43	12.2	5.18	13.0	5.94	13.5	6.05	13.7	6.09	14.0	6.10	14.4	6.12	14.8	6.17
46	11.4	5.52	11.9	6.22	12.3	6.33	12.5	6.37	12.8	6.38	13.2	6.40	13.6	6.45	
48	10.1	4.75	10.3	5.30	10.7	5.39	10.9	5.41	11.1	5.42	11.5	5.45	11.8	5.48	
120	10	11.8	1.87	14.1	2.29	16.4	2.72	17.5	2.94	18.4	2.99	18.8	3.00	19.2	3.02
	12	11.8	1.92	14.1	2.37	16.4	2.83	17.5	3.01	18.1	3.10	18.5	3.14	18.9	3.15
	14	11.8	1.99	14.1	2.45	16.4	2.95	17.5	3.12	17.8	3.22	18.3	3.26	18.7	3.29
	16	11.8	2.06	14.1	2.55	16.4	3.06	17.4	3.29	17.6	3.36	18.0	3.38	18.5	3.42
	18	11.8	2.14	14.1	2.67	16.4	3.25	17.2	3.47	17.4	3.54	17.8	3.55	18.3	3.57
	20	11.8	2.22	14.1	2.83	16.4	3.46	16.9	3.67	17.2	3.71	17.6	3.72	18.0	3.74
	21	11.8	2.29	14.1	2.93	16.4	3.58	16.8	3.76	17.0	3.80	17.5	3.81	17.9	3.83
	23	11.8	2.45	14.1	3.13	16.4	3.82	16.6	3.92	16.8	3.97	17.2	3.98	17.6	4.00
	25	11.8	2.61	14.1	3.36	16.1	4.03	16.3	4.10	16.5	4.14	17.0	4.16	17.4	4.17
	27	11.8	2.79	14.1	3.59	15.9	4.23	16.1	4.27	16.3	4.31	16.7	4.33	17.2	4.35
	29	11.8	2.98	14.1	3.83	15.6	4.41	15.9	4.44	16.1	4.49	16.5	4.50	16.9	4.52
	31	11.8	3.17	14.1	4.09	15.4	4.59	15.6	4.61	15.9	4.66	16.3	4.68	16.7	4.70
	33	11.8	3.38	14.1	4.36	15.2	4.76	15.4	4.79	15.6	4.83	16.0	4.85	16.4	4.87
	35	11.8	3.59	14.1	4.65	14.9	4.95	15.1	4.97	15.4	5.00	15.8	5.02	16.2	5.04
	37	11.8	3.75	14.1	4.76	14.7	5.03	14.9	5.06	15.1	5.08	15.5	5.11	16.0	5.13
	39	11.8	3.91	14.0	4.88	14.4	5.12	14.7	5.15	14.9	5.17	15.3	5.20	15.7	5.22
	41	11.4	4.45	13.3	5.46	13.7	5.70	13.9	5.74	14.1	5.76	14.5	5.79	14.9	5.81
	43	11.2	4.75	12.9	5.74	13.3	5.95	13.5	6.00	13.7	6.01	14.1	6.05	14.5	6.07
46	10.5	5.11	11.7	6.04	12.1	6.21	12.3	6.27	12.5	6.29	12.9	6.31	13.3	6.33	
48	9.3	4.42	10.2	5.16	10.6	5.29	10.7	5.32	10.9	5.34	11.2	5.36	11.6	5.38	
110	10	10.8	1.68	12.9	2.05	15.0	2.44	16.0	2.64	17.1	2.84	18.4	2.95	18.8	2.96
	12	10.8	1.73	12.9	2.12	15.0	2.54	16.0	2.71	17.1	2.94	18.2	3.07	18.5	3.11
	14	10.8	1.79	12.9	2.21	15.0	2.65	16.0	2.84	17.1	3.09	17.9	3.18	18.3	3.25
	16	10.8	1.85	12.9	2.30	15.0	2.76	16.0	2.97	17.1	3.28	17.7	3.36	18.1	3.38
	18	10.8	1.92	12.9	2.39	15.0	2.92	16.0	3.17	17.1	3.47	17.4	3.53	17.9	3.54
	20	10.8	1.99	12.9	2.51	15.0	3.10	16.0	3.37	16.8	3.66	17.2	3.70	17.6	3.72
	21	10.8	2.03	12.9	2.58	15.0	3.21	16.0	3.49	16.7	3.75	17.1	3.79	17.5	3.80
	23	10.8	2.17	12.9	2.77	15.0	3.44	16.0	3.70	16.5	3.92	16.9	3.96	17.2	3.98
	25	10.8	2.32	12.9	2.96	15.0	3.68	16.0	3.93	16.2	4.09	16.6	4.13	17.0	4.15
	27	10.8	2.47	12.9	3.16	15.0	3.94	15.8	4.14	16.0	4.28	16.4	4.30	16.8	4.32
	29	10.8	2.64	12.9	3.38	15.0	4.20	15.6	4.32	15.8	4.46	16.1	4.48	16.6	4.49
	31	10.8	2.81	12.9	3.60	15.0	4.49	15.3	4.51	15.5	4.63	15.9	4.65	16.3	4.67
	33	10.8	2.99	12.9	3.83	14.9	4.74	15.1	4.71	15.3	4.80	15.7	4.82	16.1	4.84
	35	10.8	3.18	12.9	4.09	14.6	4.91	14.8	4.93	15.1	4.97	15.4	4.99	15.8	5.01
	37	10.8	3.30	12.9	4.22	14.4	5.00	14.6	5.00	14.8	5.05	15.2	5.08	15.6	5.09
	39	10.8	3.43	12.9	4.34	14.2	5.08	14.4	5.08	14.6	5.12	14.9	5.15	15.4	5.17
	41	10.4	3.90	12.5	4.89	13.4	5.64	13.6	5.66	13.8	5.70	14.2	5.73	14.6	5.75
	43	10.3	4.15	12.3	5.16	13.0	5.89	13.2	5.90	13.4	5.94	13.8	5.97	14.1	5.99
46	9.6	4.44	11.5	5.46	11.9	6.13	12.1	6.15	12.2	6.18	12.6	6.22	12.9	6.23	
48	8.5	3.84	10.0	4.69	10.3	5.19	10.5	5.23	10.6	5.25	11.0	5.27	11.2	5.29	

6. Capacity Tables

Combination (%)	Outdoor Air Temp. (°C DB)	Indoor Air Temp. (DB/WB, °C)													
		20		23		26		27		28		30		32	
		14		16		18		19		20		22		24	
		TC	PI	TC	PI	TC	PI	TC	PI	TC	PI	TC	PI	TC	PI
100	10	9.5	1.51	11.3	1.84	13.1	2.18	14.0	2.36	14.9	2.54	16.8	2.82	18.4	2.85
	12	9.5	1.56	11.3	1.92	13.1	2.26	14.0	2.42	14.9	2.62	16.8	2.97	18.2	3.00
	14	9.5	1.61	11.3	1.99	13.1	2.35	14.0	2.53	14.9	2.73	16.8	3.14	18.0	3.17
	16	9.5	1.66	11.3	2.06	13.1	2.45	14.0	2.65	14.9	2.88	16.8	3.29	17.7	3.34
	18	9.5	1.71	11.3	2.14	13.1	2.55	14.0	2.78	14.9	3.05	16.8	3.48	17.5	3.51
	20	9.5	1.77	11.3	2.22	13.1	2.70	14.0	2.98	14.9	3.26	16.8	3.65	17.2	3.67
	21	9.5	1.81	11.3	2.27	13.1	2.79	14.0	3.08	14.9	3.38	16.8	3.73	17.1	3.76
	23	9.5	1.92	11.3	2.43	13.1	2.99	14.0	3.30	14.9	3.63	16.5	3.90	16.9	3.94
	25	9.5	2.04	11.3	2.58	13.1	3.20	14.0	3.53	14.9	3.88	16.3	4.07	16.6	4.10
	27	9.5	2.18	11.3	2.76	13.1	3.42	14.0	3.77	14.9	4.12	16.0	4.26	16.4	4.30
	29	9.5	2.32	11.3	2.95	13.1	3.65	14.0	4.04	14.9	4.36	15.8	4.43	16.2	4.47
	31	9.5	2.47	11.3	3.14	13.1	3.90	14.0	4.30	14.9	4.58	15.6	4.61	15.9	4.64
	33	9.5	2.62	11.3	3.35	13.1	4.16	14.0	4.59	14.9	4.76	15.3	4.78	15.7	4.82
	35	9.5	2.79	11.3	3.56	13.1	4.43	14.0	4.90	14.7	4.93	15.1	4.95	15.4	4.99
	37	9.5	2.90	11.3	3.71	13.1	4.55	14.0	4.98	14.4	5.01	14.8	5.03	15.2	5.07
	39	9.5	3.01	11.3	3.86	13.1	4.67	14.0	5.07	14.2	5.09	14.6	5.11	15.0	5.15
41	9.1	3.42	10.9	4.39	12.6	5.25	13.3	5.64	13.5	5.66	13.5	5.68	14.2	5.73	
43	9.0	3.64	10.7	4.67	12.4	5.53	12.9	5.88	13.0	5.90	13.4	5.92	13.8	5.98	
46	8.4	3.89	10.0	5.01	11.7	5.83	11.8	6.13	11.9	6.14	12.3	6.16	12.6	6.22	
48	7.4	3.36	8.9	4.34	10.1	4.99	10.2	5.20	10.3	5.21	10.7	5.23	11.0	5.27	
90	10	8.5	1.08	10.2	1.30	11.8	1.53	12.6	1.65	13.4	1.77	15.1	1.98	16.7	2.21
	12	8.5	1.09	10.2	1.32	11.8	1.55	12.6	1.68	13.4	1.81	15.1	2.02	16.7	2.25
	14	8.5	1.11	10.2	1.34	11.8	1.59	12.6	1.71	13.4	1.85	15.1	2.06	16.7	2.29
	16	8.5	1.13	10.2	1.37	11.8	1.62	12.6	1.75	13.4	1.88	15.1	2.10	16.7	2.33
	18	8.5	1.15	10.2	1.40	11.8	1.65	12.6	1.79	13.4	1.92	15.1	2.15	16.7	2.45
	20	8.5	1.17	10.2	1.42	11.8	1.68	12.6	1.82	13.4	1.99	15.1	2.30	16.7	2.56
	21	8.5	1.18	10.2	1.44	11.8	1.71	12.6	1.88	13.4	2.06	15.1	2.38	16.7	2.62
	23	8.5	1.21	10.2	1.49	11.8	1.83	12.6	2.02	13.4	2.21	15.1	2.55	16.5	2.75
	25	8.5	1.27	10.2	1.59	11.8	1.96	12.6	2.16	13.4	2.36	15.1	2.73	16.2	2.86
	27	8.5	1.36	10.2	1.70	11.8	2.09	12.6	2.30	13.4	2.53	15.1	2.90	16.0	3.00
	29	8.5	1.44	10.2	1.81	11.8	2.24	12.6	2.46	13.4	2.70	15.1	3.11	15.8	3.12
	31	8.5	1.53	10.2	1.93	11.8	2.38	12.6	2.62	13.4	2.88	15.1	3.23	15.5	3.24
	33	8.5	1.63	10.2	2.06	11.8	2.54	12.6	2.79	13.4	3.05	15.1	3.35	15.3	3.36
	35	8.5	1.73	10.2	2.18	11.8	2.70	12.6	2.98	13.4	3.24	14.8	3.47	15.0	3.48
	37	8.5	1.83	10.2	2.32	11.8	2.88	12.6	3.16	13.4	3.42	14.6	3.59	14.8	3.60
	39	8.5	1.94	10.2	2.47	11.8	3.05	12.6	3.33	13.4	3.59	14.3	3.71	14.6	3.72
41	8.2	2.24	9.8	2.85	11.4	3.52	12.2	3.83	12.9	4.08	13.6	4.20	13.8	4.21	
43	8.1	2.42	9.6	3.08	11.2	3.80	12.0	4.13	12.7	4.33	13.2	4.45	13.4	4.46	
46	7.6	2.64	9.0	3.37	10.5	4.16	11.2	4.49	11.6	4.62	12.0	4.74	12.2	4.75	
48	6.7	2.30	8.0	2.95	9.3	3.64	9.9	3.92	10.0	3.98	10.4	4.08	10.6	4.09	
80	10	7.6	1.03	9.0	1.24	10.5	1.45	11.2	1.56	12.0	1.68	13.4	1.91	14.9	2.08
	12	7.6	1.05	9.0	1.25	10.5	1.48	11.2	1.59	12.0	1.71	13.4	1.95	14.9	2.12
	14	7.6	1.06	9.0	1.28	10.5	1.50	11.2	1.62	12.0	1.74	13.4	1.99	14.9	2.16
	16	7.6	1.08	9.0	1.30	10.5	1.53	11.2	1.65	12.0	1.77	13.4	2.03	14.9	2.20
	18	7.6	1.10	9.0	1.32	10.5	1.56	11.2	1.68	12.0	1.81	13.4	2.06	14.9	2.25
	20	7.6	1.12	9.0	1.35	10.5	1.59	11.2	1.71	12.0	1.84	13.4	2.14	14.9	2.41
	21	7.6	1.13	9.0	1.36	10.5	1.61	11.2	1.74	12.0	1.89	13.4	2.21	14.9	2.50
	23	7.6	1.15	9.0	1.39	10.5	1.68	11.2	1.84	12.0	2.01	13.4	2.33	14.9	2.67
	25	7.6	1.19	9.0	1.48	10.5	1.80	11.2	1.97	12.0	2.16	13.4	2.50	14.9	2.86
	27	7.6	1.26	9.0	1.57	10.5	1.92	11.2	2.11	12.0	2.30	13.4	2.65	14.9	3.00
	29	7.6	1.34	9.0	1.68	10.5	2.04	11.2	2.24	12.0	2.46	13.4	2.84	14.9	3.12
	31	7.6	1.43	9.0	1.78	10.5	2.18	11.2	2.39	12.0	2.61	13.4	3.02	14.9	3.24
	33	7.6	1.51	9.0	1.90	10.5	2.32	11.2	2.55	12.0	2.78	13.4	3.18	14.9	3.36
	35	7.6	1.61	9.0	2.01	10.5	2.47	11.2	2.71	12.0	2.97	13.4	3.37	14.7	3.48
	37	7.6	1.70	9.0	2.14	10.5	2.62	11.2	2.88	12.0	3.16	13.4	3.56	14.5	3.60
	39	7.6	1.80	9.0	2.26	10.5	2.78	11.2	3.04	12.0	3.36	13.4	3.71	14.2	3.72
41	7.3	2.07	8.7	2.61	10.1	3.20	10.8	3.50	11.5	3.88	12.9	4.20	13.5	4.21	
43	7.2	2.23	8.6	2.82	9.9	3.46	10.6	3.78	11.4	4.20	12.7	4.45	13.1	4.46	
46	6.7	2.43	8.0	3.08	9.3	3.78	10.0	4.12	10.6	4.60	11.6	4.74	11.9	4.75	
48	5.9	2.13	7.1	2.70	8.2	3.31	8.8	3.60	9.4	3.98	10.1	4.08	10.4	4.09	

6. Capacity Tables

Combination (%)	Outdoor Air Temp. (°C DB)	Indoor Air Temp. (DB/WB, °C)													
		20		23		26		27		28		30		32	
		14		16		18		19		20		22		24	
		TC	PI	TC	PI	TC	PI	TC	PI	TC	PI	TC	PI	TC	PI
70	10	6.6	0.93	7.9	1.11	9.2	1.28	9.8	1.38	10.5	1.48	11.7	1.68	13.0	1.88
	12	6.6	0.94	7.9	1.12	9.2	1.31	9.8	1.41	10.5	1.51	11.7	1.71	13.0	1.92
	14	6.6	0.96	7.9	1.13	9.2	1.33	9.8	1.43	10.5	1.53	11.7	1.75	13.0	1.95
	16	6.6	0.97	7.9	1.16	9.2	1.35	9.8	1.46	10.5	1.56	11.7	1.78	13.0	2.00
	18	6.6	0.99	7.9	1.18	9.2	1.38	9.8	1.49	10.5	1.59	11.7	1.81	13.0	2.03
	20	6.6	1.00	7.9	1.20	9.2	1.41	9.8	1.52	10.5	1.62	11.7	1.85	13.0	2.11
	21	6.6	1.02	7.9	1.21	9.2	1.42	9.8	1.53	10.5	1.64	11.7	1.88	13.0	2.17
	23	6.6	1.03	7.9	1.24	9.2	1.45	9.8	1.58	10.5	1.72	11.7	2.01	13.0	2.30
	25	6.6	1.05	7.9	1.28	9.2	1.54	9.8	1.69	10.5	1.84	11.7	2.15	13.0	2.46
	27	6.6	1.11	7.9	1.37	9.2	1.65	9.8	1.79	10.5	1.96	11.7	2.30	13.0	2.61
	29	6.6	1.18	7.9	1.45	9.2	1.75	9.8	1.91	10.5	2.09	11.7	2.45	13.0	2.80
	31	6.6	1.25	7.9	1.54	9.2	1.87	9.8	2.04	10.5	2.23	11.7	2.61	13.0	2.97
	33	6.6	1.32	7.9	1.63	9.2	1.98	9.8	2.17	10.5	2.36	11.7	2.78	13.0	3.13
	35	6.6	1.40	7.9	1.74	9.2	2.11	9.8	2.31	10.5	2.52	11.7	2.96	13.0	3.32
	37	6.6	1.49	7.9	1.85	9.2	2.24	9.8	2.45	10.5	2.68	11.7	3.15	13.0	3.50
	39	6.6	1.56	7.9	1.95	9.2	2.37	9.8	2.59	10.5	2.84	11.7	3.34	13.0	3.66
41	6.4	1.80	7.6	2.25	8.8	2.74	9.5	2.98	10.1	3.28	11.3	3.86	12.5	4.20	
43	6.3	1.94	7.5	2.42	8.7	2.95	9.3	3.22	9.9	3.54	11.1	4.18	12.4	4.46	
46	5.9	2.11	7.0	2.64	8.1	3.23	8.7	3.51	9.3	3.87	10.4	4.57	11.6	4.75	
48	5.2	1.84	6.2	2.31	7.2	2.82	7.7	3.07	8.2	3.39	9.2	4.00	10.2	4.09	
60	10	5.7	0.82	6.8	0.97	7.9	1.12	8.4	1.21	9.0	1.28	10.1	1.45	11.2	1.63
	12	5.7	0.84	6.8	0.98	7.9	1.14	8.4	1.22	9.0	1.30	10.1	1.48	11.2	1.66
	14	5.7	0.85	6.8	1.00	7.9	1.16	8.4	1.24	9.0	1.33	10.1	1.51	11.2	1.69
	16	5.7	0.86	6.8	1.02	7.9	1.18	8.4	1.27	9.0	1.36	10.1	1.54	11.2	1.72
	18	5.7	0.88	6.8	1.03	7.9	1.20	8.4	1.29	9.0	1.38	10.1	1.56	11.2	1.75
	20	5.7	0.89	6.8	1.05	7.9	1.22	8.4	1.31	9.0	1.40	10.1	1.59	11.2	1.79
	21	5.7	0.90	6.8	1.06	7.9	1.24	8.4	1.33	9.0	1.42	10.1	1.61	11.2	1.81
	23	5.7	0.91	6.8	1.08	7.9	1.25	8.4	1.35	9.0	1.45	10.1	1.67	11.2	1.92
	25	5.7	0.93	6.8	1.10	7.9	1.30	8.4	1.42	9.0	1.54	10.1	1.78	11.2	2.05
	27	5.7	0.96	6.8	1.16	7.9	1.39	8.4	1.51	9.0	1.63	10.1	1.90	11.2	2.19
	29	5.7	1.02	6.8	1.24	7.9	1.48	8.4	1.60	9.0	1.74	10.1	2.02	11.2	2.34
	31	5.7	1.08	6.8	1.31	7.9	1.57	8.4	1.71	9.0	1.85	10.1	2.16	11.2	2.49
	33	5.7	1.14	6.8	1.39	7.9	1.66	8.4	1.81	9.0	1.97	10.1	2.29	11.2	2.65
	35	5.7	1.21	6.8	1.48	7.9	1.77	8.4	1.93	9.0	2.09	10.1	2.44	11.2	2.82
	37	5.7	1.27	6.8	1.56	7.9	1.87	8.4	2.05	9.0	2.22	10.1	2.59	11.2	3.00
	39	5.7	1.34	6.8	1.64	7.9	1.98	8.4	2.17	9.0	2.34	10.1	2.75	11.2	3.18
41	5.5	1.53	6.5	1.89	7.6	2.29	8.1	2.50	8.6	2.70	9.7	3.18	10.8	3.68	
43	5.4	1.65	6.4	2.04	7.5	2.47	8.0	2.69	8.5	2.91	9.6	3.44	10.6	3.97	
46	5.0	1.79	6.0	2.22	7.0	2.69	7.5	2.94	8.0	3.18	9.0	3.75	9.9	4.35	
48	4.5	1.56	5.3	1.94	6.2	2.35	6.6	2.57	7.1	2.78	7.9	3.28	8.8	3.80	
50	10	4.7	0.73	5.7	0.84	6.6	0.96	7.0	1.03	7.5	1.09	8.4	1.23	9.3	1.37
	12	4.7	0.74	5.7	0.85	6.6	0.97	7.0	1.04	7.5	1.11	8.4	1.25	9.3	1.39
	14	4.7	0.74	5.7	0.87	6.6	0.99	7.0	1.06	7.5	1.13	8.4	1.27	9.3	1.41
	16	4.7	0.76	5.7	0.88	6.6	1.01	7.0	1.08	7.5	1.14	8.4	1.29	9.3	1.44
	18	4.7	0.77	5.7	0.89	6.6	1.02	7.0	1.10	7.5	1.17	8.4	1.31	9.3	1.47
	20	4.7	0.78	5.7	0.91	6.6	1.04	7.0	1.11	7.5	1.19	8.4	1.34	9.3	1.50
	21	4.7	0.78	5.7	0.91	6.6	1.05	7.0	1.13	7.5	1.20	8.4	1.35	9.3	1.51
	23	4.7	0.80	5.7	0.93	6.6	1.07	7.0	1.14	7.5	1.22	8.4	1.37	9.3	1.54
	25	4.7	0.81	5.7	0.94	6.6	1.09	7.0	1.17	7.5	1.26	8.4	1.44	9.3	1.65
	27	4.7	0.82	5.7	0.97	6.6	1.15	7.0	1.24	7.5	1.34	8.4	1.54	9.3	1.76
	29	4.7	0.87	5.7	1.04	6.6	1.22	7.0	1.32	7.5	1.42	8.4	1.63	9.3	1.87
	31	4.7	0.91	5.7	1.10	6.6	1.30	7.0	1.40	7.5	1.51	8.4	1.74	9.3	1.99
	33	4.7	0.97	5.7	1.16	6.6	1.37	7.0	1.48	7.5	1.60	8.4	1.85	9.3	2.12
	35	4.7	1.02	5.7	1.23	6.6	1.45	7.0	1.57	7.5	1.70	8.4	1.96	9.3	2.25
	37	4.7	1.08	5.7	1.30	6.6	1.54	7.0	1.67	7.5	1.80	8.4	2.09	9.3	2.39
	39	4.7	1.13	5.7	1.36	6.6	1.63	7.0	1.76	7.5	1.89	8.4	2.20	9.3	2.53
41	4.6	1.30	5.5	1.57	6.3	1.87	6.8	2.02	7.2	2.18	8.1	2.54	9.0	2.92	
43	4.5	1.40	5.4	1.69	6.2	2.02	6.7	2.18	7.1	2.34	7.9	2.74	8.8	3.15	
46	4.2	1.52	5.0	1.84	5.8	2.20	6.2	2.37	6.6	2.55	7.4	2.99	8.3	3.44	
48	3.7	1.32	4.5	1.60	5.2	1.91	5.5	2.07	5.9	2.23	6.6	2.61	7.3	3.01	

Note

1. TC: Total Capacity(kW), PI : Power Input(kW, Comp. + Outdoor fan motor)
2. Capacity tables show the average value of conditions which may occur.

6. Capacity Tables

◆ ZRUN060GSS0 / ZRUN060LSS0

Combination (%)	Outdoor Air Temp. (°C DB)	Indoor Air Temp. (DB/WB, °C)													
		20		23		26		27		28		30		32	
		14		16		18		19		20		22		24	
		TC	PI	TC	PI	TC	PI	TC	PI	TC	PI	TC	PI	TC	PI
130	10	14.2	2.39	16.9	2.92	19.6	3.39	20.3	3.46	20.6	3.50	21.1	3.52	21.6	3.54
	12	14.2	2.45	16.9	3.03	19.6	3.53	20.0	3.55	20.4	3.62	20.8	3.66	21.3	3.68
	14	14.2	2.53	16.9	3.14	19.5	3.66	19.8	3.69	20.0	3.75	20.6	3.79	21.1	3.82
	16	14.2	2.63	16.9	3.25	19.3	3.83	19.5	3.86	19.8	3.89	20.3	3.93	20.8	3.96
	18	14.2	2.74	16.9	3.44	19.0	4.03	19.2	4.07	19.5	4.09	20.0	4.11	20.6	4.14
	20	14.2	2.86	16.9	3.66	18.7	4.23	19.0	4.27	19.2	4.29	19.8	4.31	20.3	4.34
	21	14.2	2.93	16.9	3.79	18.6	4.32	18.9	4.37	19.1	4.39	19.6	4.41	20.2	4.44
	23	14.2	3.15	16.9	4.07	18.4	4.51	18.6	4.55	18.9	4.59	19.4	4.61	19.9	4.64
	25	14.2	3.36	16.9	4.35	18.1	4.71	18.4	4.76	18.6	4.79	19.1	4.81	19.6	4.84
	27	14.2	3.60	16.9	4.64	17.9	4.91	18.1	4.95	18.4	4.99	18.9	5.01	19.4	5.04
	29	14.2	3.83	16.9	4.97	17.6	5.12	17.8	5.15	18.1	5.19	18.6	5.21	19.1	5.25
	31	14.2	4.09	16.8	5.23	17.3	5.32	17.6	5.36	17.8	5.39	18.3	5.42	18.8	5.45
	33	14.2	4.36	16.5	5.43	17.1	5.52	17.3	5.56	17.6	5.59	18.1	5.62	18.5	5.65
	35	14.2	4.64	16.2	5.63	16.8	5.73	17.1	5.76	17.3	5.79	17.8	5.82	18.3	5.85
	37	14.2	4.81	16.0	5.74	16.5	5.84	16.8	5.89	17.1	5.91	17.5	5.93	18.0	5.97
	39	14.2	4.97	15.7	5.85	16.2	5.96	16.5	6.00	16.8	6.02	17.3	6.04	17.8	6.08
	41	13.7	5.62	14.9	6.53	15.4	6.65	15.7	6.69	16.0	6.72	16.4	6.74	16.9	6.79
	43	13.5	5.96	14.4	6.84	14.9	6.96	15.2	7.01	15.5	7.03	16.0	7.05	16.4	7.10
46	12.6	6.35	13.2	7.15	13.7	7.29	13.9	7.33	14.2	7.35	14.6	7.37	15.0	7.42	
48	11.2	5.46	11.4	6.10	11.9	6.21	12.1	6.22	12.3	6.24	12.7	6.27	13.1	6.31	
120	10	13.1	2.15	15.6	2.64	18.1	3.14	19.4	3.39	20.3	3.44	20.8	3.46	21.2	3.47
	12	13.1	2.21	15.6	2.73	18.1	3.26	19.4	3.46	20.0	3.57	20.5	3.61	21.0	3.63
	14	13.1	2.29	15.6	2.82	18.1	3.39	19.4	3.59	19.7	3.70	20.3	3.76	20.7	3.79
	16	13.1	2.37	15.6	2.94	18.1	3.53	19.3	3.78	19.5	3.87	20.0	3.89	20.4	3.93
	18	13.1	2.46	15.6	3.07	18.1	3.74	19.0	4.00	19.2	4.07	19.7	4.09	20.2	4.10
	20	13.1	2.56	15.6	3.25	18.1	3.98	18.8	4.23	19.0	4.27	19.5	4.29	19.9	4.30
	21	13.1	2.63	15.6	3.37	18.1	4.12	18.6	4.32	18.8	4.37	19.3	4.39	19.8	4.40
	23	13.1	2.81	15.6	3.61	18.1	4.40	18.4	4.52	18.6	4.57	19.0	4.59	19.5	4.60
	25	13.1	3.01	15.6	3.86	17.8	4.64	18.1	4.72	18.3	4.77	18.8	4.78	19.3	4.80
	27	13.1	3.21	15.6	4.13	17.6	4.87	17.8	4.91	18.1	4.96	18.5	4.98	19.0	5.00
	29	13.1	3.42	15.6	4.41	17.3	5.08	17.5	5.12	17.8	5.16	18.2	5.18	18.8	5.20
	31	13.1	3.65	15.6	4.71	17.0	5.29	17.3	5.31	17.5	5.36	18.0	5.38	18.5	5.40
	33	13.1	3.88	15.6	5.02	16.8	5.48	17.0	5.51	17.3	5.56	17.7	5.58	18.2	5.60
	35	13.1	4.13	15.6	5.35	16.5	5.69	16.7	5.71	17.0	5.76	17.5	5.78	17.9	5.80
	37	13.1	4.31	15.6	5.48	16.3	5.79	16.5	5.83	16.7	5.85	17.2	5.89	17.7	5.90
	39	13.1	4.50	15.5	5.61	16.0	5.89	16.2	5.93	16.4	5.95	17.0	5.99	17.4	6.00
	41	12.6	5.12	14.7	6.29	15.2	6.56	15.4	6.61	15.6	6.62	16.1	6.67	16.5	6.68
	43	12.5	5.47	14.2	6.61	14.7	6.85	14.9	6.91	15.2	6.92	15.6	6.96	16.1	6.98
46	11.7	5.88	13.0	6.95	13.4	7.15	13.6	7.21	13.8	7.24	14.3	7.26	14.7	7.28	
48	10.3	5.09	11.3	5.94	11.7	6.09	11.9	6.12	12.0	6.14	12.4	6.17	12.8	6.19	
110	10	12.0	1.94	14.3	2.36	16.6	2.80	17.8	3.03	18.9	3.27	20.4	3.40	20.8	3.41
	12	12.0	2.00	14.3	2.44	16.6	2.92	17.8	3.12	18.9	3.39	20.1	3.53	20.5	3.58
	14	12.0	2.06	14.3	2.55	16.6	3.05	17.8	3.27	18.9	3.56	19.8	3.66	20.3	3.74
	16	12.0	2.13	14.3	2.64	16.6	3.18	17.8	3.42	18.9	3.77	19.6	3.86	20.0	3.89
	18	12.0	2.21	14.3	2.75	16.6	3.36	17.8	3.64	18.9	4.00	19.3	4.06	19.8	4.08
	20	12.0	2.29	14.3	2.89	16.6	3.56	17.8	3.88	18.6	4.22	19.1	4.26	19.5	4.28
	21	12.0	2.34	14.3	2.98	16.6	3.69	17.8	4.02	18.5	4.31	18.9	4.36	19.4	4.38
	23	12.0	2.49	14.3	3.19	16.6	3.96	17.8	4.26	18.2	4.52	18.7	4.56	19.1	4.58
	25	12.0	2.66	14.3	3.40	16.6	4.24	17.8	4.52	18.0	4.71	18.4	4.76	18.8	4.78
	27	12.0	2.85	14.3	3.64	16.6	4.54	17.5	4.77	17.7	4.93	18.2	4.95	18.6	4.97
	29	12.0	3.04	14.3	3.88	16.6	4.84	17.2	4.97	17.5	5.13	17.9	5.15	18.3	5.17
	31	12.0	3.23	14.3	4.14	16.6	5.17	16.9	5.19	17.2	5.33	17.6	5.35	18.0	5.37
	33	12.0	3.45	14.3	4.41	16.5	5.46	16.7	5.42	16.9	5.53	17.4	5.55	17.8	5.57
	35	12.0	3.66	14.3	4.71	16.2	5.65	16.4	5.67	16.7	5.72	17.1	5.75	17.5	5.77
	37	12.0	3.80	14.3	4.85	16.0	5.75	16.2	5.76	16.4	5.81	16.8	5.84	17.2	5.86
	39	12.0	3.95	14.3	4.99	15.7	5.84	15.9	5.85	16.1	5.90	16.5	5.93	17.0	5.95
	41	11.6	4.49	13.8	5.62	14.9	6.50	15.1	6.51	15.3	6.56	15.7	6.60	16.1	6.61
	43	11.4	4.77	13.6	5.94	14.4	6.78	14.6	6.79	14.8	6.84	15.2	6.88	15.6	6.90
46	10.7	5.11	12.7	6.29	13.1	7.05	13.4	7.08	13.5	7.12	13.9	7.15	14.3	7.17	
48	9.4	4.42	11.1	5.39	11.4	5.98	11.6	6.02	11.8	6.04	12.1	6.06	12.4	6.09	

6. Capacity Tables

Combination (%)	Outdoor Air Temp. (°C DB)	Indoor Air Temp. (DB/WB, °C)													
		20		23		26		27		28		30		32	
		14		16		18		19		20		22		24	
		TC	PI	TC	PI	TC	PI	TC	PI	TC	PI	TC	PI	TC	PI
100	10	10.5	1.74	12.5	2.12	14.5	2.51	15.5	2.72	16.5	2.92	18.5	3.25	20.4	3.27
	12	10.5	1.80	12.5	2.21	14.5	2.60	15.5	2.79	16.5	3.01	18.5	3.42	20.1	3.46
	14	10.5	1.86	12.5	2.29	14.5	2.71	15.5	2.91	16.5	3.14	18.5	3.62	19.9	3.65
	16	10.5	1.91	12.5	2.37	14.5	2.82	15.5	3.05	16.5	3.31	18.5	3.79	19.6	3.84
	18	10.5	1.97	12.5	2.46	14.5	2.93	15.5	3.20	16.5	3.51	18.5	4.00	19.3	4.04
	20	10.5	2.04	12.5	2.55	14.5	3.10	15.5	3.42	16.5	3.76	18.5	4.20	19.0	4.23
	21	10.5	2.08	12.5	2.61	14.5	3.21	15.5	3.54	16.5	3.90	18.5	4.29	18.9	4.33
	23	10.5	2.20	12.5	2.79	14.5	3.45	15.5	3.80	16.5	4.17	18.3	4.49	18.7	4.53
	25	10.5	2.34	12.5	2.98	14.5	3.68	15.5	4.07	16.5	4.46	18.0	4.69	18.4	4.72
	27	10.5	2.50	12.5	3.18	14.5	3.94	15.5	4.35	16.5	4.74	17.8	4.91	18.2	4.95
	29	10.5	2.66	12.5	3.39	14.5	4.21	15.5	4.64	16.5	5.02	17.5	5.10	17.9	5.14
	31	10.5	2.85	12.5	3.62	14.5	4.48	15.5	4.96	16.5	5.28	17.2	5.30	17.6	5.34
	33	10.5	3.02	12.5	3.85	14.5	4.78	15.5	5.29	16.5	5.48	17.0	5.50	17.3	5.54
	35	10.5	3.21	12.5	4.10	14.5	5.09	15.5	5.64	16.2	5.67	16.7	5.70	17.1	5.74
	37	10.5	3.34	12.5	4.27	14.5	5.24	15.5	5.74	16.0	5.76	16.4	5.79	16.8	5.84
	39	10.5	3.47	12.5	4.44	14.5	5.38	15.5	5.83	15.7	5.86	16.2	5.88	16.6	5.93
41	10.1	3.93	12.0	5.05	14.0	6.04	14.7	6.49	14.9	6.51	15.0	6.53	15.7	6.60	
43	9.9	4.18	11.8	5.38	13.8	6.36	14.3	6.77	14.4	6.79	14.9	6.81	15.3	6.88	
46	9.3	4.48	11.1	5.77	12.9	6.71	13.0	7.05	13.2	7.07	13.6	7.09	13.9	7.16	
48	8.2	3.87	9.8	4.99	11.2	5.74	11.3	5.98	11.4	6.00	11.8	6.01	12.1	6.06	
90	10	9.4	1.24	11.2	1.49	13.1	1.76	14.0	1.90	14.8	2.04	16.7	2.28	18.5	2.54
	12	9.4	1.26	11.2	1.52	13.1	1.79	14.0	1.93	14.8	2.09	16.7	2.33	18.5	2.58
	14	9.4	1.28	11.2	1.55	13.1	1.83	14.0	1.97	14.8	2.12	16.7	2.37	18.5	2.64
	16	9.4	1.30	11.2	1.58	13.1	1.87	14.0	2.01	14.8	2.16	16.7	2.42	18.5	2.68
	18	9.4	1.32	11.2	1.61	13.1	1.90	14.0	2.06	14.8	2.21	16.7	2.47	18.5	2.82
	20	9.4	1.35	11.2	1.64	13.1	1.93	14.0	2.09	14.8	2.29	16.7	2.65	18.5	2.95
	21	9.4	1.36	11.2	1.65	13.1	1.97	14.0	2.16	14.8	2.38	16.7	2.74	18.5	3.02
	23	9.4	1.39	11.2	1.72	13.1	2.11	14.0	2.32	14.8	2.54	16.7	2.94	18.2	3.16
	25	9.4	1.46	11.2	1.83	13.1	2.25	14.0	2.48	14.8	2.72	16.7	3.14	18.0	3.30
	27	9.4	1.56	11.2	1.96	13.1	2.41	14.0	2.65	14.8	2.91	16.7	3.34	17.7	3.45
	29	9.4	1.65	11.2	2.09	13.1	2.57	14.0	2.83	14.8	3.11	16.7	3.58	17.4	3.59
	31	9.4	1.76	11.2	2.22	13.1	2.74	14.0	3.01	14.8	3.31	16.7	3.72	17.2	3.73
	33	9.4	1.87	11.2	2.37	13.1	2.92	14.0	3.21	14.8	3.51	16.7	3.86	16.9	3.87
	35	9.4	1.99	11.2	2.51	13.1	3.11	14.0	3.43	14.8	3.72	16.4	4.00	16.7	4.01
	37	9.4	2.11	11.2	2.67	13.1	3.31	14.0	3.64	14.8	3.93	16.1	4.14	16.4	4.15
	39	9.4	2.23	11.2	2.84	13.1	3.51	14.0	3.83	14.8	4.13	15.8	4.28	16.1	4.29
41	9.1	2.58	10.8	3.28	12.6	4.05	13.5	4.41	14.3	4.70	15.0	4.83	15.3	4.84	
43	8.9	2.78	10.7	3.55	12.4	4.38	13.3	4.75	14.1	4.99	14.6	5.12	14.8	5.13	
46	8.4	3.04	10.0	3.88	11.6	4.79	12.4	5.17	12.8	5.32	13.3	5.46	13.5	5.46	
48	7.4	2.65	8.9	3.39	10.3	4.19	11.0	4.51	11.1	4.58	11.6	4.70	11.8	4.70	
80	10	8.4	1.18	10.0	1.42	11.6	1.67	12.4	1.80	13.2	1.93	14.8	2.20	16.4	2.39
	12	8.4	1.21	10.0	1.44	11.6	1.70	12.4	1.83	13.2	1.96	14.8	2.24	16.4	2.44
	14	8.4	1.22	10.0	1.47	11.6	1.73	12.4	1.87	13.2	2.00	14.8	2.28	16.4	2.49
	16	8.4	1.24	10.0	1.50	11.6	1.76	12.4	1.90	13.2	2.04	14.8	2.33	16.4	2.53
	18	8.4	1.27	10.0	1.52	11.6	1.79	12.4	1.93	13.2	2.08	14.8	2.38	16.4	2.59
	20	8.4	1.29	10.0	1.55	11.6	1.83	12.4	1.97	13.2	2.12	14.8	2.47	16.4	2.77
	21	8.4	1.30	10.0	1.57	11.6	1.85	12.4	2.00	13.2	2.17	14.8	2.54	16.4	2.87
	23	8.4	1.32	10.0	1.59	11.6	1.93	12.4	2.12	13.2	2.32	14.8	2.69	16.4	3.08
	25	8.4	1.37	10.0	1.70	11.6	2.07	12.4	2.27	13.2	2.48	14.8	2.87	16.4	3.29
	27	8.4	1.45	10.0	1.81	11.6	2.21	12.4	2.42	13.2	2.65	14.8	3.05	16.4	3.45
	29	8.4	1.55	10.0	1.93	11.6	2.35	12.4	2.58	13.2	2.83	14.8	3.27	16.4	3.59
	31	8.4	1.64	10.0	2.05	11.6	2.51	12.4	2.75	13.2	3.01	14.8	3.47	16.4	3.73
	33	8.4	1.74	10.0	2.19	11.6	2.67	12.4	2.93	13.2	3.21	14.8	3.66	16.4	3.87
	35	8.4	1.85	10.0	2.32	11.6	2.84	12.4	3.12	13.2	3.42	14.8	3.88	16.3	4.01
	37	8.4	1.96	10.0	2.46	11.6	3.02	12.4	3.32	13.2	3.63	14.8	4.09	16.0	4.15
	39	8.4	2.07	10.0	2.61	11.6	3.19	12.4	3.50	13.2	3.87	14.8	4.28	15.7	4.29
41	8.1	2.38	9.6	3.01	11.2	3.69	12.0	4.03	12.8	4.47	14.3	4.83	14.9	4.84	
43	7.9	2.57	9.5	3.25	11.0	3.99	11.8	4.35	12.6	4.83	14.1	5.12	14.5	5.13	
46	7.4	2.80	8.9	3.55	10.3	4.36	11.0	4.75	11.8	5.29	12.9	5.46	13.2	5.46	
48	6.6	2.45	7.9	3.10	9.1	3.81	9.8	4.15	10.4	4.58	11.2	4.70	11.5	4.70	

6. Capacity Tables

Combination (%)	Outdoor Air Temp. (°C DB)	Indoor Air Temp. (DB/WB, °C)													
		20		23		26		27		28		30		32	
		14		16		18		19		20		22		24	
		TC	PI	TC	PI	TC	PI	TC	PI	TC	PI	TC	PI	TC	PI
70	10	7.3	1.07	8.7	1.27	10.1	1.47	10.9	1.59	11.6	1.70	13.0	1.94	14.4	2.17
	12	7.3	1.09	8.7	1.29	10.1	1.51	10.9	1.62	11.6	1.74	13.0	1.97	14.4	2.21
	14	7.3	1.10	8.7	1.31	10.1	1.53	10.9	1.64	11.6	1.76	13.0	2.01	14.4	2.25
	16	7.3	1.12	8.7	1.33	10.1	1.56	10.9	1.68	11.6	1.79	13.0	2.05	14.4	2.30
	18	7.3	1.14	8.7	1.36	10.1	1.59	10.9	1.71	11.6	1.83	13.0	2.08	14.4	2.34
	20	7.3	1.15	8.7	1.38	10.1	1.62	10.9	1.74	11.6	1.87	13.0	2.13	14.4	2.43
	21	7.3	1.17	8.7	1.39	10.1	1.63	10.9	1.76	11.6	1.89	13.0	2.17	14.4	2.50
	23	7.3	1.19	8.7	1.42	10.1	1.67	10.9	1.82	11.6	1.98	13.0	2.32	14.4	2.64
	25	7.3	1.20	8.7	1.47	10.1	1.78	10.9	1.95	11.6	2.11	13.0	2.48	14.4	2.83
	27	7.3	1.27	8.7	1.58	10.1	1.90	10.9	2.06	11.6	2.26	13.0	2.65	14.4	3.01
	29	7.3	1.36	8.7	1.67	10.1	2.01	10.9	2.20	11.6	2.40	13.0	2.82	14.4	3.22
	31	7.3	1.44	8.7	1.78	10.1	2.15	10.9	2.35	11.6	2.56	13.0	3.01	14.4	3.42
	33	7.3	1.52	8.7	1.88	10.1	2.28	10.9	2.49	11.6	2.72	13.0	3.20	14.4	3.60
	35	7.3	1.61	8.7	2.01	10.1	2.43	10.9	2.65	11.6	2.90	13.0	3.41	14.4	3.82
	37	7.3	1.71	8.7	2.12	10.1	2.58	10.9	2.82	11.6	3.08	13.0	3.63	14.4	4.03
	39	7.3	1.80	8.7	2.24	10.1	2.73	10.9	2.98	11.6	3.27	13.0	3.85	14.4	4.21
	41	7.0	2.07	8.4	2.58	9.8	3.15	10.5	3.43	11.2	3.77	12.5	4.45	13.9	4.83
	43	6.9	2.23	8.3	2.79	9.6	3.40	10.3	3.71	11.0	4.08	12.3	4.81	13.7	5.13
46	6.5	2.43	7.8	3.04	9.0	3.72	9.7	4.05	10.3	4.46	11.5	5.26	12.8	5.46	
48	5.8	2.12	6.9	2.66	8.0	3.25	8.5	3.54	9.1	3.90	10.2	4.60	11.3	4.70	
60	10	6.3	0.95	7.5	1.11	8.7	1.29	9.3	1.39	9.9	1.48	11.1	1.67	12.3	1.87
	12	6.3	0.97	7.5	1.13	8.7	1.31	9.3	1.41	9.9	1.50	11.1	1.70	12.3	1.91
	14	6.3	0.98	7.5	1.15	8.7	1.34	9.3	1.43	9.9	1.53	11.1	1.73	12.3	1.94
	16	6.3	0.99	7.5	1.17	8.7	1.35	9.3	1.46	9.9	1.56	11.1	1.77	12.3	1.98
	18	6.3	1.01	7.5	1.19	8.7	1.38	9.3	1.48	9.9	1.59	11.1	1.79	12.3	2.02
	20	6.3	1.03	7.5	1.21	8.7	1.41	9.3	1.51	9.9	1.61	11.1	1.83	12.3	2.06
	21	6.3	1.04	7.5	1.22	8.7	1.42	9.3	1.53	9.9	1.63	11.1	1.86	12.3	2.08
	23	6.3	1.05	7.5	1.24	8.7	1.44	9.3	1.55	9.9	1.67	11.1	1.92	12.3	2.21
	25	6.3	1.07	7.5	1.27	8.7	1.50	9.3	1.63	9.9	1.77	11.1	2.05	12.3	2.36
	27	6.3	1.10	7.5	1.34	8.7	1.60	9.3	1.73	9.9	1.88	11.1	2.18	12.3	2.52
	29	6.3	1.17	7.5	1.42	8.7	1.70	9.3	1.85	9.9	2.00	11.1	2.33	12.3	2.69
	31	6.3	1.24	7.5	1.51	8.7	1.80	9.3	1.97	9.9	2.13	11.1	2.49	12.3	2.86
	33	6.3	1.31	7.5	1.60	8.7	1.92	9.3	2.09	9.9	2.27	11.1	2.64	12.3	3.05
	35	6.3	1.39	7.5	1.70	8.7	2.04	9.3	2.22	9.9	2.41	11.1	2.81	12.3	3.24
	37	6.3	1.47	7.5	1.79	8.7	2.16	9.3	2.36	9.9	2.55	11.1	2.99	12.3	3.45
	39	6.3	1.54	7.5	1.89	8.7	2.28	9.3	2.50	9.9	2.69	11.1	3.17	12.3	3.66
	41	6.0	1.76	7.2	2.18	8.4	2.63	9.0	2.88	9.6	3.11	10.7	3.66	11.9	4.23
	43	5.9	1.90	7.1	2.35	8.3	2.84	8.8	3.10	9.4	3.35	10.6	3.95	11.7	4.57
46	5.6	2.06	6.7	2.56	7.7	3.10	8.3	3.38	8.8	3.66	9.9	4.32	11.0	5.00	
48	4.9	1.79	5.9	2.23	6.8	2.71	7.3	2.95	7.8	3.20	8.8	3.78	9.7	4.38	
50	10	5.2	0.84	6.3	0.97	7.3	1.10	7.8	1.18	8.2	1.25	9.2	1.41	10.3	1.57
	12	5.2	0.85	6.3	0.98	7.3	1.12	7.8	1.20	8.2	1.28	9.2	1.44	10.3	1.60
	14	5.2	0.86	6.3	1.00	7.3	1.14	7.8	1.22	8.2	1.30	9.2	1.46	10.3	1.63
	16	5.2	0.87	6.3	1.02	7.3	1.16	7.8	1.25	8.2	1.32	9.2	1.48	10.3	1.65
	18	5.2	0.88	6.3	1.02	7.3	1.18	7.8	1.26	8.2	1.34	9.2	1.51	10.3	1.69
	20	5.2	0.89	6.3	1.04	7.3	1.20	7.8	1.28	8.2	1.37	9.2	1.54	10.3	1.72
	21	5.2	0.90	6.3	1.05	7.3	1.21	7.8	1.30	8.2	1.38	9.2	1.55	10.3	1.74
	23	5.2	0.92	6.3	1.07	7.3	1.23	7.8	1.32	8.2	1.40	9.2	1.58	10.3	1.78
	25	5.2	0.93	6.3	1.09	7.3	1.25	7.8	1.34	8.2	1.45	9.2	1.66	10.3	1.90
	27	5.2	0.95	6.3	1.12	7.3	1.33	7.8	1.43	8.2	1.54	9.2	1.78	10.3	2.02
	29	5.2	1.00	6.3	1.19	7.3	1.40	7.8	1.52	8.2	1.63	9.2	1.88	10.3	2.15
	31	5.2	1.05	6.3	1.26	7.3	1.49	7.8	1.61	8.2	1.74	9.2	2.01	10.3	2.29
	33	5.2	1.11	6.3	1.33	7.3	1.58	7.8	1.71	8.2	1.85	9.2	2.13	10.3	2.44
	35	5.2	1.18	6.3	1.41	7.3	1.67	7.8	1.81	8.2	1.95	9.2	2.25	10.3	2.59
	37	5.2	1.25	6.3	1.49	7.3	1.77	7.8	1.92	8.2	2.07	9.2	2.40	10.3	2.75
	39	5.2	1.30	6.3	1.57	7.3	1.87	7.8	2.02	8.2	2.17	9.2	2.53	10.3	2.91
	41	5.0	1.50	6.0	1.80	7.0	2.16	7.5	2.33	8.0	2.50	8.9	2.92	9.9	3.36
	43	5.0	1.61	5.9	1.94	6.9	2.32	7.4	2.51	7.8	2.70	8.8	3.15	9.8	3.62
46	4.7	1.75	5.6	2.11	6.5	2.53	6.9	2.73	7.3	2.94	8.2	3.44	9.2	3.96	
48	4.1	1.52	4.9	1.84	5.7	2.20	6.1	2.39	6.5	2.56	7.3	3.01	8.1	3.46	

Note

1. TC: Total Capacity(kW), PI : Power Input(kW, Comp. + Outdoor fan motor)
2. Capacity tables show the average value of conditions which may occur.

6. Capacity Tables

6.2 Heating Capacity

◆ ZRUN030GSS0 / ZRUN030LSS0

Combination (%)	Outdoor air temp		Indoor air temp. °C DB											
			16		18		20		21		22		24	
	°C DB	°C WB	TC	PI	TC	PI	TC	PI	TC	PI	TC	PI	TC	PI
130	-19.8	-20	8.0	4.16	8.0	4.19	7.9	4.21	7.9	4.24	7.9	4.28	7.8	4.33
	-18.8	-19	8.1	4.18	8.1	4.20	8.1	4.23	8.1	4.26	8.1	4.30	7.9	4.35
	-16.7	-17	8.5	4.21	8.5	4.24	8.5	4.26	8.5	4.30	8.5	4.34	8.3	4.39
	-13.7	-15	9.1	4.27	9.1	4.30	9.0	4.32	9.0	4.36	9.0	4.39	8.9	4.19
	-11.8	-13	9.4	4.30	9.4	4.33	9.3	4.35	9.3	4.39	9.3	4.25	9.2	4.07
	-9.8	-11	9.7	4.34	9.7	4.37	9.7	4.39	9.7	4.24	9.7	4.11	9.6	3.94
	-9.5	-10	9.8	4.34	9.8	4.37	9.7	4.37	9.7	4.22	9.7	4.09	9.6	3.92
	-8.5	-9.1	10.0	4.36	10.0	4.39	9.9	4.29	9.9	4.15	9.9	4.02	9.8	3.85
	-7	-7.6	10.2	4.39	10.2	4.27	10.2	4.17	10.2	4.04	10.2	3.91	10.1	3.75
	-5	-5.6	10.6	4.23	10.6	4.12	10.5	4.02	10.5	3.89	10.5	3.77	10.5	3.62
	-3	-3.7	11.0	4.08	11.0	3.96	10.9	3.87	10.9	3.74	10.9	3.63	10.8	3.49
	0	-0.7	11.5	3.84	11.5	3.73	11.5	3.64	11.5	3.52	11.5	3.42	11.3	3.29
	3	2.2	12.1	3.61	12.1	3.50	12.0	3.41	12.0	3.30	12.0	3.20	11.3	3.09
	5	4.1	12.4	3.45	12.4	3.35	12.4	3.25	12.4	3.16	12.1	3.06	11.3	2.96
	7	6	12.8	3.30	12.8	3.19	12.7	3.10	12.6	3.01	12.1	2.92	11.3	2.83
	9	7.9	12.9	3.17	12.9	3.06	12.9	2.97	12.6	2.89	12.1	2.80	11.3	2.72
11	9.8	12.9	3.06	12.9	2.96	12.9	2.88	12.6	2.79	12.1	2.71	11.3	2.63	
13	11.8	12.9	2.95	12.9	2.85	12.9	2.77	12.6	2.69	12.1	2.61	11.3	2.53	
15	13.7	12.9	2.83	12.9	2.74	12.9	2.66	12.6	2.58	12.1	2.50	11.3	2.43	
120	-19.8	-20	7.9	4.19	7.9	4.21	7.9	4.24	7.9	4.28	7.9	4.33	7.7	4.37
	-18.8	-19	8.1	4.20	8.1	4.23	8.0	4.26	8.0	4.30	8.0	4.35	7.9	4.39
	-16.7	-17	8.5	4.24	8.5	4.26	8.4	4.30	8.4	4.34	8.4	4.39	8.3	4.26
	-13.7	-15	9.0	4.30	9.0	4.32	9.0	4.36	9.0	4.39	9.0	4.20	8.8	4.08
	-11.8	-13	9.3	4.33	9.3	4.35	9.3	4.39	9.3	4.25	9.3	4.08	9.1	3.97
	-9.8	-11	9.6	4.37	9.6	4.39	9.6	4.24	9.6	4.11	9.6	3.95	9.5	3.85
	-9.5	-10	9.7	4.37	9.7	4.37	9.6	4.22	9.6	4.09	9.6	3.93	9.6	3.83
	-8.5	-9.1	9.9	4.39	9.9	4.28	9.8	4.14	9.8	4.02	9.8	3.87	9.7	3.77
	-7	-7.6	10.2	4.27	10.2	4.16	10.1	4.03	10.1	3.91	10.1	3.77	10.0	3.68
	-5	-5.6	10.5	4.10	10.5	4.00	10.5	3.87	10.5	3.77	10.5	3.65	10.4	3.56
	-3	-3.7	10.9	3.94	10.9	3.84	10.8	3.72	10.8	3.62	10.8	3.52	10.6	3.43
	0	-0.7	11.4	3.69	11.4	3.59	11.4	3.50	11.4	3.41	11.4	3.33	10.6	3.25
	3	2.2	12.0	3.44	12.0	3.35	11.9	3.27	11.8	3.20	11.4	3.14	10.6	3.07
	5	4.1	12.4	3.28	12.4	3.19	12.2	3.12	11.8	3.05	11.4	3.01	10.6	2.95
	7	6	12.7	3.11	12.7	3.03	12.2	2.97	11.8	2.91	11.4	2.88	10.6	2.83
	9	7.9	12.8	2.98	12.7	2.90	12.2	2.84	11.8	2.79	11.4	2.76	10.6	2.71
11	9.8	12.8	2.88	12.7	2.80	12.2	2.74	11.8	2.69	11.4	2.67	10.6	2.62	
13	11.8	12.8	2.77	12.7	2.69	12.2	2.64	11.8	2.59	11.4	2.56	10.6	2.52	
15	13.7	12.8	2.65	12.7	2.58	12.2	2.53	11.8	2.48	11.4	2.45	10.6	2.41	
110	-19.8	-20	7.9	4.21	7.9	4.24	7.8	4.28	7.8	4.33	7.8	4.37	7.7	4.39
	-18.8	-19	8.0	4.23	8.0	4.26	8.0	4.30	8.0	4.35	8.0	4.39	7.8	4.32
	-16.7	-17	8.4	4.26	8.4	4.30	8.4	4.34	8.4	4.39	8.4	4.25	8.2	4.19
	-13.7	-15	9.0	4.32	9.0	4.36	8.9	4.39	8.9	4.18	8.9	4.06	8.9	3.99
	-11.8	-13	9.3	4.35	9.3	4.39	9.2	4.24	9.2	4.05	9.2	3.94	9.2	3.87
	-9.8	-11	9.6	4.39	9.6	4.22	9.5	4.09	9.5	3.92	9.5	3.81	9.5	3.74
	-9.5	-10	9.6	4.36	9.6	4.20	9.6	4.07	9.6	3.90	9.6	3.79	9.5	3.72
	-8.5	-9.1	9.8	4.27	9.8	4.12	9.8	3.99	9.8	3.83	9.8	3.73	9.5	3.65
	-7	-7.6	10.1	4.14	10.1	3.99	10.0	3.87	10.0	3.72	10.0	3.63	9.5	3.56
	-5	-5.6	10.5	3.96	10.5	3.83	10.4	3.72	10.4	3.59	10.2	3.50	9.5	3.43
	-3	-3.7	10.8	3.78	10.8	3.66	10.8	3.57	10.6	3.45	10.2	3.37	9.5	3.30
	0	-0.7	11.4	3.51	11.4	3.41	10.9	3.34	10.6	3.25	10.2	3.18	9.5	3.10
	3	2.2	11.9	3.24	11.7	3.16	10.9	3.11	10.6	3.04	10.2	2.99	9.5	2.91
	5	4.1	12.3	3.06	11.7	3.00	10.9	2.95	10.6	2.90	10.2	2.86	9.5	2.78
	7	6	12.3	2.87	11.7	2.83	10.9	2.80	10.6	2.77	10.2	2.73	9.5	2.65
	9	7.9	12.3	2.74	11.7	2.70	10.9	2.67	10.6	2.64	10.2	2.61	9.5	2.53
11	9.8	12.3	2.64	11.7	2.60	10.9	2.57	10.6	2.54	10.2	2.50	9.5	2.43	
13	11.8	12.3	2.52	11.7	2.48	10.9	2.46	10.6	2.43	10.2	2.39	9.5	2.32	
15	13.7	12.3	2.40	11.7	2.36	10.9	2.34	10.6	2.31	10.2	2.28	9.5	2.21	

6. Capacity Tables

Combination (%)	Outdoor air temp		Indoor air temp. °C DB											
			16		18		20		21		22		24	
	°C DB	°C WB	TC	PI	TC	PI	TC	PI	TC	PI	TC	PI	TC	PI
100	-19.8	-20	7.8	4.50	7.8	4.48	7.8	4.43	7.8	4.43	7.8	4.42	7.6	4.39
	-18.8	-19	8.0	4.49	8.0	4.47	8.0	4.45	8.0	4.41	8.0	4.39	7.8	4.31
	-16.7	-17	8.3	4.47	8.3	4.45	8.3	4.49	8.3	4.39	8.3	4.23	8.1	4.15
	-13.7	-15	8.9	4.43	8.9	4.41	8.9	4.39	8.9	4.15	8.9	4.00	8.7	3.92
	-11.8	-13	9.2	4.41	9.2	4.39	9.2	4.23	9.2	4.01	9.2	3.86	8.7	3.78
	-9.8	-11	9.5	4.39	9.5	4.21	9.5	4.06	9.5	3.85	9.4	3.70	8.7	3.62
	-9.5	-10	9.6	4.36	9.6	4.18	9.5	4.04	9.5	3.83	9.4	3.68	8.7	3.60
	-8.5	-9.1	9.8	4.27	9.8	4.09	9.7	3.95	9.7	3.75	9.4	3.61	8.7	3.52
	-7	-7.6	10.2	4.12	10.2	3.96	10.0	3.83	9.7	3.63	9.4	3.49	8.7	3.41
	-5	-5.6	10.7	3.93	10.6	3.78	10.0	3.66	9.7	3.47	9.4	3.34	8.7	3.25
	-3	-3.7	11.0	3.74	10.6	3.60	10.0	3.49	9.7	3.32	9.4	3.19	8.7	3.10
	0	-0.7	11.3	3.45	10.6	3.33	10.0	3.24	9.7	3.08	9.4	2.96	8.7	2.87
	3	2.2	11.3	3.17	10.6	3.06	10.0	2.99	9.7	2.85	9.4	2.73	8.7	2.64
	5	4.1	11.3	2.97	10.6	2.88	10.0	2.82	9.7	2.69	9.4	2.58	8.7	2.49
	7	6	11.3	2.78	10.6	2.70	10.0	2.65	9.7	2.53	9.4	2.42	8.7	2.33
	9	7.9	11.3	2.64	10.6	2.56	10.0	2.51	9.7	2.40	9.4	2.30	8.7	2.21
11	9.8	11.3	2.52	10.6	2.44	10.0	2.39	9.7	2.29	9.4	2.19	8.7	2.11	
13	11.8	11.3	2.39	10.6	2.31	10.0	2.27	9.7	2.17	9.4	2.08	8.7	2.00	
15	13.7	11.3	2.25	10.6	2.18	10.0	2.14	9.7	2.05	9.4	1.96	8.7	1.88	
90	-19.8	-20	7.8	4.14	7.8	4.20	7.7	4.23	7.7	4.25	7.7	4.11	7.6	3.92
	-18.8	-19	8.0	4.16	8.0	4.22	7.9	4.25	7.9	4.18	7.9	4.04	7.8	3.85
	-16.7	-17	8.3	4.20	8.3	4.25	8.3	4.10	8.3	4.03	8.3	3.90	8.0	3.71
	-13.7	-15	8.9	4.25	8.9	4.03	8.9	3.89	8.9	3.81	8.6	3.69	8.0	3.51
	-11.8	-13	9.2	4.10	9.2	3.88	9.1	3.75	8.9	3.68	8.6	3.56	8.0	3.38
	-9.8	-11	9.5	3.93	9.5	3.73	9.1	3.61	8.9	3.53	8.6	3.42	8.0	3.25
	-9.5	-10	9.6	3.91	9.6	3.71	9.1	3.58	8.9	3.51	8.6	3.40	8.0	3.23
	-8.5	-9.1	9.8	3.82	9.7	3.63	9.1	3.51	8.9	3.44	8.6	3.33	8.0	3.16
	-7	-7.6	10.2	3.70	9.7	3.52	9.1	3.40	8.9	3.33	8.6	3.22	8.0	3.06
	-5	-5.6	10.3	3.53	9.7	3.37	9.1	3.26	8.9	3.18	8.6	3.08	8.0	2.92
	-3	-3.7	10.3	3.37	9.7	3.22	9.1	3.12	8.9	3.04	8.6	2.94	8.0	2.79
	0	-0.7	10.3	3.12	9.7	2.99	9.1	2.90	8.9	2.82	8.6	2.74	8.0	2.59
	3	2.2	10.3	2.87	9.7	2.77	9.1	2.69	8.9	2.61	8.6	2.53	8.0	2.39
	5	4.1	10.3	2.71	9.7	2.62	9.1	2.54	8.9	2.46	8.6	2.39	8.0	2.25
	7	6	10.3	2.54	9.7	2.46	9.1	2.40	8.9	2.32	8.6	2.25	8.0	2.12
	9	7.9	10.3	2.39	9.7	2.32	9.1	2.26	8.9	2.18	8.6	2.11	8.0	1.99
11	9.8	10.3	2.24	9.7	2.17	9.1	2.11	8.9	2.04	8.6	1.98	8.0	1.87	
13	11.8	10.3	2.09	9.7	2.02	9.1	1.97	8.9	1.90	8.6	1.84	8.0	1.74	
15	13.7	10.3	1.93	9.7	1.87	9.1	1.82	8.9	1.76	8.6	1.71	8.0	1.61	
80	-19.8	-20	7.7	3.66	7.7	3.72	7.7	3.77	7.7	3.65	7.7	3.48	7.1	3.31
	-18.8	-19	7.9	3.68	7.9	3.77	7.9	3.71	7.9	3.58	7.7	3.42	7.1	3.26
	-16.7	-17	8.2	3.77	8.2	3.64	8.2	3.57	7.9	3.45	7.7	3.29	7.1	3.14
	-13.7	-15	8.2	3.57	8.2	3.44	8.2	3.38	7.9	3.26	7.7	3.12	7.1	2.97
	-11.8	-13	8.2	3.44	8.2	3.32	8.2	3.25	7.9	3.14	7.7	3.00	7.1	2.86
	-9.8	-11	8.2	3.30	8.2	3.19	8.2	3.13	7.9	3.02	7.7	2.88	7.1	2.75
	-9.5	-10	8.2	3.28	8.2	3.17	8.2	3.11	7.9	3.00	7.7	2.87	7.1	2.73
	-8.5	-9.1	8.7	3.22	8.7	3.11	8.2	3.04	7.9	2.93	7.7	2.81	7.1	2.68
	-7	-7.6	9.2	3.11	8.7	3.01	8.2	2.94	7.9	2.84	7.7	2.72	7.1	2.59
	-5	-5.6	9.2	2.98	8.7	2.88	8.2	2.82	7.9	2.71	7.7	2.60	7.1	2.48
	-3	-3.7	9.2	2.84	8.7	2.75	8.2	2.69	7.9	2.59	7.7	2.48	7.1	2.37
	0	-0.7	9.2	2.64	8.7	2.56	8.2	2.49	7.9	2.40	7.7	2.31	7.1	2.20
	3	2.2	9.2	2.44	8.7	2.36	8.2	2.30	7.9	2.21	7.7	2.13	7.1	2.03
	5	4.1	9.2	2.30	8.7	2.23	8.2	2.17	7.9	2.08	7.7	2.01	7.1	1.92
	7	6	9.2	2.17	8.7	2.10	8.2	2.04	7.9	1.96	7.7	1.89	7.1	1.81
	9	7.9	9.2	2.03	8.7	1.97	8.2	1.92	7.9	1.84	7.7	1.78	7.1	1.70
11	9.8	9.2	1.89	8.7	1.83	8.2	1.78	7.9	1.70	7.7	1.65	7.1	1.57	
13	11.8	9.2	1.76	8.7	1.71	8.2	1.66	7.9	1.59	7.7	1.54	7.1	1.47	
15	13.7	9.2	1.66	8.7	1.61	8.2	1.56	7.9	1.50	7.7	1.45	7.1	1.38	

6. Capacity Tables

Combination (%)	Outdoor air temp		Indoor air temp. °C DB											
			16		18		20		21		22		24	
	°C DB	°C WB	TC	PI	TC	PI	TC	PI	TC	PI	TC	PI	TC	PI
70	-19.8	-20	7.7	3.66	7.4	3.68	7.0	3.55	6.7	3.37	6.5	3.20	6.1	3.03
	-18.8	-19	7.8	3.68	7.4	3.61	7.0	3.48	6.7	3.30	6.5	3.14	6.1	2.98
	-16.7	-17	7.8	3.54	7.4	3.47	7.0	3.34	6.7	3.17	6.5	3.02	6.1	2.86
	-13.7	-15	7.8	3.33	7.4	3.26	7.0	3.14	6.7	2.98	6.5	2.84	6.1	2.69
	-11.8	-13	7.8	3.20	7.4	3.12	7.0	3.01	6.7	2.86	6.5	2.73	6.1	2.58
	-9.8	-11	7.8	3.06	7.4	2.98	7.0	2.88	6.7	2.73	6.5	2.61	6.1	2.47
	-9.5	-10	7.8	3.04	7.4	2.96	7.0	2.86	6.7	2.71	6.5	2.59	6.1	2.45
	-8.5	-9.1	7.8	2.97	7.4	2.89	7.0	2.79	6.7	2.65	6.5	2.53	6.1	2.40
	-7	-7.6	7.8	2.86	7.4	2.79	7.0	2.69	6.7	2.56	6.5	2.44	6.1	2.31
	-5	-5.6	7.8	2.72	7.4	2.65	7.0	2.56	6.7	2.43	6.5	2.33	6.1	2.20
	-3	-3.7	7.8	2.58	7.4	2.51	7.0	2.42	6.7	2.30	6.5	2.21	6.1	2.09
	0	-0.7	7.8	2.37	7.4	2.30	7.0	2.22	6.7	2.11	6.5	2.03	6.1	1.92
	3	2.2	7.8	2.16	7.4	2.09	7.0	2.02	6.7	1.92	6.5	1.86	6.1	1.75
	5	4.1	7.8	2.03	7.4	1.95	7.0	1.88	6.7	1.80	6.5	1.74	6.1	1.64
	7	6	7.8	1.89	7.4	1.81	7.0	1.75	6.7	1.67	6.5	1.62	6.1	1.52
9	7.9	7.8	1.70	7.4	1.63	7.0	1.58	6.7	1.51	6.5	1.46	6.1	1.38	
11	9.8	7.8	1.59	7.4	1.52	7.0	1.47	6.7	1.40	6.5	1.36	6.1	1.28	
13	11.8	7.8	1.48	7.4	1.42	7.0	1.38	6.7	1.31	6.5	1.27	6.1	1.20	
15	13.7	7.8	1.40	7.4	1.34	7.0	1.30	6.7	1.24	6.5	1.20	6.1	1.13	
60	-19.8	-20	6.7	3.63	6.4	3.49	6.0	3.29	5.8	3.11	5.6	2.95	5.2	2.78
	-18.8	-19	6.7	3.56	6.4	3.41	6.0	3.23	5.8	3.05	5.6	2.89	5.2	2.73
	-16.7	-17	6.7	3.40	6.4	3.26	6.0	3.09	5.8	2.92	5.6	2.77	5.2	2.61
	-13.7	-15	6.7	3.18	6.4	3.05	6.0	2.88	5.8	2.73	5.6	2.59	5.2	2.44
	-11.8	-13	6.7	3.05	6.4	2.91	6.0	2.76	5.8	2.61	5.6	2.48	5.2	2.34
	-9.8	-11	6.7	2.90	6.4	2.77	6.0	2.62	5.8	2.49	5.6	2.36	5.2	2.22
	-9.5	-10	6.7	2.88	6.4	2.75	6.0	2.60	5.8	2.47	5.6	2.34	5.2	2.21
	-8.5	-9.1	6.7	2.80	6.4	2.68	6.0	2.53	5.8	2.41	5.6	2.29	5.2	2.15
	-7	-7.6	6.7	2.69	6.4	2.57	6.0	2.43	5.8	2.31	5.6	2.20	5.2	2.07
	-5	-5.6	6.7	2.55	6.4	2.43	6.0	2.30	5.8	2.19	5.6	2.08	5.2	1.95
	-3	-3.7	6.7	2.40	6.4	2.28	6.0	2.17	5.8	2.06	5.6	1.96	5.2	1.84
	0	-0.7	6.7	2.18	6.4	2.07	6.0	1.96	5.8	1.87	5.6	1.79	5.2	1.67
	3	2.2	6.7	1.97	6.4	1.85	6.0	1.76	5.8	1.69	5.6	1.61	5.2	1.51
	5	4.1	6.7	1.82	6.4	1.71	6.0	1.63	5.8	1.56	5.6	1.49	5.2	1.39
	7	6	6.7	1.67	6.4	1.57	6.0	1.49	5.8	1.44	5.6	1.38	5.2	1.28
9	7.9	6.7	1.49	6.4	1.40	6.0	1.33	5.8	1.28	5.6	1.23	5.2	1.14	
11	9.8	6.7	1.39	6.4	1.31	6.0	1.24	5.8	1.20	5.6	1.15	5.2	1.07	
13	11.8	6.7	1.31	6.4	1.22	6.0	1.17	5.8	1.12	5.6	1.08	5.2	1.00	
15	13.7	6.7	1.23	6.4	1.16	6.0	1.10	5.8	1.06	5.6	1.02	5.2	0.94	
50	-19.8	-20	5.6	3.01	5.3	2.84	5.0	2.68	4.8	2.53	4.7	2.40	4.3	2.27
	-18.8	-19	5.6	2.95	5.3	2.78	5.0	2.63	4.8	2.48	4.7	2.35	4.3	2.22
	-16.7	-17	5.6	2.82	5.3	2.66	5.0	2.51	4.8	2.37	4.7	2.25	4.3	2.12
	-13.7	-15	5.6	2.63	5.3	2.48	5.0	2.35	4.8	2.22	4.7	2.11	4.3	1.99
	-11.8	-13	5.6	2.51	5.3	2.37	5.0	2.24	4.8	2.12	4.7	2.02	4.3	1.90
	-9.8	-11	5.6	2.39	5.3	2.25	5.0	2.14	4.8	2.02	4.7	1.92	4.3	1.81
	-9.5	-10	5.6	2.37	5.3	2.23	5.0	2.12	4.8	2.00	4.7	1.91	4.3	1.80
	-8.5	-9.1	5.6	2.31	5.3	2.17	5.0	2.06	4.8	1.95	4.7	1.86	4.3	1.75
	-7	-7.6	5.6	2.22	5.3	2.09	5.0	1.98	4.8	1.88	4.7	1.79	4.3	1.68
	-5	-5.6	5.6	2.09	5.3	1.97	5.0	1.87	4.8	1.77	4.7	1.69	4.3	1.59
	-3	-3.7	5.6	1.97	5.3	1.85	5.0	1.76	4.8	1.67	4.7	1.60	4.3	1.50
	0	-0.7	5.6	1.78	5.3	1.67	5.0	1.60	4.8	1.52	4.7	1.45	4.3	1.36
	3	2.2	5.6	1.60	5.3	1.50	5.0	1.44	4.8	1.36	4.7	1.31	4.3	1.23
	5	4.1	5.6	1.47	5.3	1.38	5.0	1.33	4.8	1.26	4.7	1.22	4.3	1.14
	7	6	5.6	1.35	5.3	1.26	5.0	1.22	4.8	1.16	4.7	1.12	4.3	1.05
9	7.9	5.6	1.22	5.3	1.14	5.0	1.10	4.8	1.04	4.7	1.01	4.3	0.94	
11	9.8	5.6	1.14	5.3	1.07	5.0	1.03	4.8	0.98	4.7	0.95	4.3	0.88	
13	11.8	5.6	1.07	5.3	1.00	5.0	0.97	4.8	0.92	4.7	0.89	4.3	0.83	
15	13.7	5.6	1.01	5.3	0.95	5.0	0.91	4.8	0.87	4.7	0.84	4.3	0.78	

Note

1. TC: Total Capacity(kW), PI : Power Input(kW, Comp. + Outdoor fan motor)
2. Capacity tables show the average value of conditions which may occur.

6. Capacity Tables

◆ ZRUN040GSS0 / ZRUN040LSS0

Combination (%)	Outdoor air temp		Indoor air temp. °C DB											
			16		18		20		21		22		24	
	°C DB	°C WB	TC	PI	TC	PI	TC	PI	TC	PI	TC	PI	TC	PI
130	-19.8	-20	11.3	6.03	11.3	6.07	11.2	6.10	11.2	6.15	11.2	6.20	11.0	6.28
	-18.8	-19	11.6	6.05	11.6	6.09	11.5	6.13	11.5	6.18	11.5	6.23	11.3	6.31
	-16.7	-17	12.1	6.11	12.1	6.15	12.1	6.18	12.1	6.24	12.1	6.29	11.8	6.36
	-13.7	-15	12.9	6.19	12.9	6.23	12.9	6.26	12.9	6.31	12.9	6.36	12.6	6.08
	-11.8	-13	13.4	6.24	13.4	6.28	13.3	6.31	13.3	6.36	13.3	6.17	13.1	5.90
	-9.8	-11	13.8	6.29	13.8	6.33	13.7	6.36	13.7	6.15	13.7	5.96	13.6	5.71
	-9.5	-10	13.9	6.30	13.9	6.34	13.8	6.33	13.8	6.12	13.8	5.93	13.7	5.68
	-8.5	-9.1	14.1	6.32	14.1	6.36	14.0	6.22	14.0	6.01	14.0	5.83	13.9	5.58
	-7	-7.6	14.5	6.36	14.5	6.20	14.4	6.05	14.4	5.85	14.4	5.67	14.3	5.44
	-5	-5.6	15.1	6.14	15.1	5.97	15.0	5.83	15.0	5.64	15.0	5.47	14.8	5.25
	-3	-3.7	15.6	5.91	15.6	5.75	15.5	5.61	15.5	5.43	15.5	5.26	15.4	5.06
	0	-0.7	16.4	5.57	16.4	5.41	16.3	5.27	16.3	5.11	16.3	4.95	16.0	4.77
	3	2.2	17.2	5.23	17.2	5.08	17.0	4.94	17.0	4.79	17.0	4.64	16.0	4.49
	5	4.1	17.7	5.01	17.7	4.85	17.6	4.72	17.6	4.57	17.2	4.44	16.0	4.30
	7	6	18.2	4.78	18.2	4.63	18.1	4.49	17.8	4.36	17.2	4.23	16.0	4.11
	9	7.9	18.4	4.59	18.4	4.44	18.3	4.31	17.8	4.19	17.2	4.06	16.0	3.94
11	9.8	18.4	4.44	18.4	4.29	18.3	4.17	17.8	4.05	17.2	3.93	16.0	3.81	
13	11.8	18.4	4.27	18.4	4.14	18.3	4.02	17.8	3.90	17.2	3.78	16.0	3.67	
15	13.7	18.4	4.10	18.4	3.97	18.3	3.85	17.8	3.74	17.2	3.63	16.0	3.52	
120	-19.8	-20	11.2	6.07	11.2	6.10	11.2	6.15	11.2	6.20	11.2	6.28	10.9	6.34
	-18.8	-19	11.5	6.09	11.5	6.13	11.4	6.18	11.4	6.23	11.4	6.31	11.2	6.36
	-16.7	-17	12.0	6.15	12.0	6.18	12.0	6.24	12.0	6.29	12.0	6.36	11.7	6.18
	-13.7	-15	12.8	6.23	12.8	6.26	12.8	6.31	12.8	6.36	12.8	6.09	12.5	5.92
	-11.8	-13	13.3	6.28	13.3	6.31	13.2	6.36	13.2	6.17	13.2	5.91	13.0	5.75
	-9.8	-11	13.7	6.33	13.7	6.36	13.6	6.14	13.6	5.96	13.6	5.73	13.5	5.58
	-9.5	-10	13.8	6.34	13.8	6.33	13.7	6.11	13.7	5.93	13.7	5.70	13.6	5.55
	-8.5	-9.1	14.0	6.36	14.0	6.21	13.9	6.00	13.9	5.82	13.9	5.61	13.8	5.46
	-7	-7.6	14.4	6.18	14.4	6.03	14.3	5.84	14.3	5.67	14.3	5.47	14.2	5.33
	-5	-5.6	14.9	5.95	14.9	5.80	14.9	5.62	14.9	5.46	14.9	5.29	14.7	5.16
	-3	-3.7	15.5	5.71	15.5	5.56	15.4	5.40	15.4	5.25	15.4	5.10	15.1	4.98
	0	-0.7	16.2	5.35	16.2	5.21	16.1	5.07	16.1	4.94	16.1	4.82	15.1	4.72
	3	2.2	17.0	4.99	17.0	4.86	16.9	4.74	16.7	4.63	16.2	4.55	15.1	4.45
	5	4.1	17.6	4.75	17.6	4.62	17.3	4.52	16.7	4.43	16.2	4.36	15.1	4.28
	7	6	18.1	4.51	18.0	4.39	17.3	4.30	16.7	4.22	16.2	4.18	15.1	4.10
	9	7.9	18.2	4.32	18.0	4.20	17.3	4.12	16.7	4.04	16.2	4.01	15.1	3.93
11	9.8	18.2	4.17	18.0	4.06	17.3	3.98	16.7	3.90	16.2	3.86	15.1	3.80	
13	11.8	18.2	4.01	18.0	3.90	17.3	3.82	16.7	3.75	16.2	3.72	15.1	3.65	
15	13.7	18.2	3.84	18.0	3.74	17.3	3.66	16.7	3.59	16.2	3.56	15.1	3.50	
110	-19.8	-20	11.2	6.10	11.2	6.15	11.1	6.20	11.1	6.28	11.1	6.34	10.9	6.36
	-18.8	-19	11.4	6.13	11.4	6.18	11.4	6.23	11.4	6.31	11.4	6.36	11.1	6.27
	-16.7	-17	12.0	6.18	12.0	6.24	11.9	6.29	11.9	6.36	11.9	6.17	11.7	6.07
	-13.7	-15	12.8	6.26	12.8	6.31	12.7	6.36	12.7	6.07	12.7	5.89	12.7	5.79
	-11.8	-13	13.2	6.31	13.2	6.36	13.1	6.15	13.1	5.88	13.1	5.71	13.1	5.61
	-9.8	-11	13.6	6.36	13.6	6.12	13.5	5.93	13.5	5.68	13.5	5.52	13.5	5.42
	-9.5	-10	13.7	6.32	13.7	6.09	13.6	5.90	13.6	5.65	13.6	5.50	13.6	5.39
	-8.5	-9.1	14.0	6.19	14.0	5.97	13.9	5.78	13.9	5.55	13.9	5.40	13.6	5.30
	-7	-7.6	14.3	6.00	14.3	5.79	14.3	5.62	14.3	5.40	14.3	5.26	13.6	5.16
	-5	-5.6	14.9	5.74	14.9	5.55	14.8	5.40	14.8	5.20	14.5	5.08	13.6	4.97
	-3	-3.7	15.4	5.47	15.4	5.31	15.3	5.17	15.0	5.00	14.5	4.89	13.6	4.78
	0	-0.7	16.2	5.08	16.2	4.95	15.5	4.84	15.0	4.70	14.5	4.61	13.6	4.50
	3	2.2	16.9	4.69	16.5	4.59	15.5	4.50	15.0	4.41	14.5	4.33	13.6	4.21
	5	4.1	17.5	4.43	16.5	4.35	15.5	4.28	15.0	4.21	14.5	4.14	13.6	4.02
	7	6	17.5	4.17	16.5	4.10	15.5	4.06	15.0	4.01	14.5	3.96	13.6	3.84
	9	7.9	17.5	3.98	16.5	3.92	15.5	3.87	15.0	3.83	14.5	3.78	13.6	3.66
11	9.8	17.5	3.82	16.5	3.76	15.5	3.72	15.0	3.68	14.5	3.63	13.6	3.52	
13	11.8	17.5	3.66	16.5	3.60	15.5	3.56	15.0	3.52	14.5	3.47	13.6	3.36	
15	13.7	17.5	3.48	16.5	3.43	15.5	3.39	15.0	3.35	14.5	3.31	13.6	3.20	

6. Capacity Tables

Combination (%)	Outdoor air temp		Indoor air temp. °C DB											
			16		18		20		21		22		24	
	°C DB	°C WB	TC	PI	TC	PI	TC	PI	TC	PI	TC	PI	TC	PI
100	-19.8	-20	11.1	6.53	11.1	6.50	11.0	6.42	11.0	6.42	11.0	6.41	10.8	6.36
	-18.8	-19	11.4	6.51	11.3	6.48	11.3	6.45	11.3	6.40	11.3	6.36	11.1	6.25
	-16.7	-17	11.9	6.48	11.9	6.45	11.9	6.50	11.8	6.36	11.8	6.13	11.6	6.02
	-13.7	-15	12.7	6.43	12.7	6.40	12.6	6.36	12.6	6.02	12.6	5.80	12.4	5.68
	-11.8	-13	13.1	6.40	13.0	6.36	13.0	6.13	13.0	5.81	13.0	5.59	12.4	5.47
	-9.8	-11	13.5	6.36	13.5	6.10	13.5	5.89	13.5	5.58	13.3	5.37	12.4	5.25
	-9.5	-10	13.6	6.32	13.6	6.06	13.6	5.85	13.6	5.55	13.3	5.34	12.4	5.22
	-8.5	-9.1	13.9	6.18	13.9	5.93	13.8	5.73	13.7	5.43	13.3	5.23	12.4	5.11
	-7	-7.6	14.5	5.98	14.4	5.74	14.2	5.55	13.7	5.26	13.3	5.06	12.4	4.94
	-5	-5.6	15.1	5.70	15.0	5.48	14.2	5.30	13.7	5.04	13.3	4.84	12.4	4.72
	-3	-3.7	15.6	5.42	15.1	5.21	14.2	5.06	13.7	4.81	13.3	4.62	12.4	4.49
	0	-0.7	16.0	5.01	15.1	4.82	14.2	4.69	13.7	4.47	13.3	4.29	12.4	4.16
	3	2.2	16.0	4.59	15.1	4.43	14.2	4.33	13.7	4.13	13.3	3.96	12.4	3.83
	5	4.1	16.0	4.31	15.1	4.17	14.2	4.08	13.7	3.90	13.3	3.74	12.4	3.60
	7	6	16.0	4.03	15.1	3.91	14.2	3.84	13.7	3.67	13.3	3.51	12.4	3.38
	9	7.9	16.0	3.83	15.1	3.71	14.2	3.64	13.7	3.48	13.3	3.33	12.4	3.21
11	9.8	16.0	3.65	15.1	3.53	14.2	3.47	13.7	3.32	13.3	3.18	12.4	3.06	
13	11.8	16.0	3.46	15.1	3.35	14.2	3.29	13.7	3.15	13.3	3.01	12.4	2.90	
15	13.7	16.0	3.26	15.1	3.16	14.2	3.10	13.7	2.97	13.3	2.84	12.4	2.73	
90	-19.8	-20	11.1	6.01	11.1	6.08	11.0	6.14	11.0	6.17	11.0	5.96	10.8	5.68
	-18.8	-19	11.4	6.03	11.3	6.11	11.3	6.17	11.3	6.06	11.3	5.86	11.0	5.58
	-16.7	-17	11.9	6.09	11.9	6.17	11.8	5.95	11.8	5.84	11.8	5.65	11.3	5.38
	-13.7	-15	12.7	6.17	12.7	5.84	12.6	5.63	12.6	5.53	12.2	5.35	11.3	5.09
	-11.8	-13	13.1	5.94	13.0	5.63	13.0	5.44	12.6	5.33	12.2	5.16	11.3	4.90
	-9.8	-11	13.5	5.70	13.5	5.41	13.0	5.23	12.6	5.12	12.2	4.95	11.3	4.71
	-9.5	-10	13.6	5.66	13.6	5.38	13.0	5.20	12.6	5.09	12.2	4.92	11.3	4.68
	-8.5	-9.1	13.9	5.54	13.8	5.27	13.0	5.09	12.6	4.98	12.2	4.82	11.3	4.58
	-7	-7.6	14.5	5.36	13.8	5.10	13.0	4.94	12.6	4.83	12.2	4.67	11.3	4.43
	-5	-5.6	14.7	5.12	13.8	4.89	13.0	4.73	12.6	4.62	12.2	4.47	11.3	4.24
	-3	-3.7	14.7	4.88	13.8	4.67	13.0	4.52	12.6	4.41	12.2	4.27	11.3	4.05
	0	-0.7	14.7	4.53	13.8	4.34	13.0	4.21	12.6	4.09	12.2	3.97	11.3	3.75
	3	2.2	14.7	4.17	13.8	4.01	13.0	3.89	12.6	3.78	12.2	3.66	11.3	3.46
	5	4.1	14.7	3.93	13.8	3.79	13.0	3.69	12.6	3.57	12.2	3.46	11.3	3.27
	7	6	14.7	3.69	13.8	3.57	13.0	3.48	12.6	3.36	12.2	3.26	11.3	3.07
	9	7.9	14.7	3.47	13.8	3.36	13.0	3.27	12.6	3.16	12.2	3.06	11.3	2.89
11	9.8	14.7	3.25	13.8	3.15	13.0	3.06	12.6	2.96	12.2	2.87	11.3	2.71	
13	11.8	14.7	3.02	13.8	2.93	13.0	2.85	12.6	2.76	12.2	2.67	11.3	2.52	
15	13.7	14.7	2.80	13.8	2.72	13.0	2.64	12.6	2.55	12.2	2.48	11.3	2.34	
80	-19.8	-20	11.0	5.31	11.0	5.39	11.0	5.47	11.0	5.28	10.9	5.04	10.1	4.80
	-18.8	-19	11.2	5.33	11.2	5.47	11.2	5.37	11.2	5.19	10.9	4.95	10.1	4.72
	-16.7	-17	11.6	5.47	11.6	5.27	11.6	5.18	11.3	5.00	10.9	4.77	10.1	4.55
	-13.7	-15	11.6	5.17	11.6	4.99	11.6	4.90	11.3	4.73	10.9	4.52	10.1	4.31
	-11.8	-13	11.6	4.99	11.6	4.81	11.6	4.72	11.3	4.55	10.9	4.35	10.1	4.15
	-9.8	-11	11.6	4.79	11.6	4.62	11.6	4.53	11.3	4.37	10.9	4.18	10.1	3.99
	-9.5	-10	11.6	4.76	11.6	4.60	11.6	4.50	11.3	4.34	10.9	4.16	10.1	3.96
	-8.5	-9.1	12.4	4.66	12.4	4.50	11.6	4.41	11.3	4.25	10.9	4.07	10.1	3.88
	-7	-7.6	13.1	4.52	12.4	4.36	11.6	4.27	11.3	4.12	10.9	3.94	10.1	3.76
	-5	-5.6	13.1	4.32	12.4	4.17	11.6	4.08	11.3	3.93	10.9	3.77	10.1	3.60
	-3	-3.7	13.1	4.12	12.4	3.99	11.6	3.90	11.3	3.75	10.9	3.60	10.1	3.43
	0	-0.7	13.1	3.83	12.4	3.71	11.6	3.61	11.3	3.48	10.9	3.34	10.1	3.19
	3	2.2	13.1	3.53	12.4	3.42	11.6	3.33	11.3	3.20	10.9	3.09	10.1	2.94
	5	4.1	13.1	3.34	12.4	3.24	11.6	3.15	11.3	3.02	10.9	2.91	10.1	2.78
	7	6	13.1	3.14	12.4	3.05	11.6	2.96	11.3	2.84	10.9	2.74	10.1	2.62
	9	7.9	13.1	2.95	12.4	2.86	11.6	2.78	11.3	2.66	10.9	2.58	10.1	2.46
11	9.8	13.1	2.74	12.4	2.66	11.6	2.58	11.3	2.47	10.9	2.39	10.1	2.28	
13	11.8	13.1	2.55	12.4	2.48	11.6	2.41	11.3	2.31	10.9	2.23	10.1	2.13	
15	13.7	13.1	2.40	12.4	2.34	11.6	2.27	11.3	2.17	10.9	2.10	10.1	2.01	

6. Capacity Tables

Combination (%)	Outdoor air temp		Indoor air temp. °C DB											
			16		18		20		21		22		24	
	°C DB	°C WB	TC	PI	TC	PI	TC	PI	TC	PI	TC	PI	TC	PI
70	-19.8	-20	11.0	5.31	10.5	5.34	9.9	5.14	9.6	4.88	9.3	4.64	8.7	4.40
	-18.8	-19	11.1	5.34	10.5	5.24	9.9	5.05	9.6	4.79	9.3	4.55	8.7	4.32
	-16.7	-17	11.1	5.13	10.5	5.03	9.9	4.84	9.6	4.60	9.3	4.37	8.7	4.15
	-13.7	-15	11.1	4.82	10.5	4.72	9.9	4.55	9.6	4.32	9.3	4.12	8.7	3.90
	-11.8	-13	11.1	4.63	10.5	4.53	9.9	4.37	9.6	4.15	9.3	3.95	8.7	3.75
	-9.8	-11	11.1	4.43	10.5	4.33	9.9	4.17	9.6	3.96	9.3	3.78	8.7	3.58
	-9.5	-10	11.1	4.40	10.5	4.30	9.9	4.14	9.6	3.94	9.3	3.76	8.7	3.56
	-8.5	-9.1	11.1	4.30	10.5	4.19	9.9	4.05	9.6	3.84	9.3	3.67	8.7	3.48
	-7	-7.6	11.1	4.15	10.5	4.04	9.9	3.90	9.6	3.71	9.3	3.54	8.7	3.35
	-5	-5.6	11.1	3.95	10.5	3.84	9.9	3.70	9.6	3.52	9.3	3.37	8.7	3.19
	-3	-3.7	11.1	3.74	10.5	3.64	9.9	3.51	9.6	3.34	9.3	3.20	8.7	3.03
	0	-0.7	11.1	3.44	10.5	3.33	9.9	3.22	9.6	3.06	9.3	2.95	8.7	2.78
	3	2.2	11.1	3.14	10.5	3.03	9.9	2.93	9.6	2.79	9.3	2.69	8.7	2.54
	5	4.1	11.1	2.94	10.5	2.83	9.9	2.73	9.6	2.61	9.3	2.52	8.7	2.37
	7	6	11.1	2.73	10.5	2.62	9.9	2.54	9.6	2.42	9.3	2.35	8.7	2.21
	9	7.9	11.1	2.47	10.5	2.37	9.9	2.29	9.6	2.19	9.3	2.12	8.7	1.99
11	9.8	11.1	2.30	10.5	2.21	9.9	2.13	9.6	2.04	9.3	1.98	8.7	1.86	
13	11.8	11.1	2.15	10.5	2.06	9.9	2.00	9.6	1.91	9.3	1.85	8.7	1.74	
15	13.7	11.1	2.03	10.5	1.95	9.9	1.88	9.6	1.80	9.3	1.74	8.7	1.64	
60	-19.8	-20	9.6	5.26	9.0	5.05	8.5	4.77	8.2	4.52	7.9	4.27	7.4	4.04
	-18.8	-19	9.6	5.16	9.0	4.95	8.5	4.68	8.2	4.42	7.9	4.19	7.4	3.95
	-16.7	-17	9.6	4.93	9.0	4.73	8.5	4.47	8.2	4.23	7.9	4.01	7.4	3.78
	-13.7	-15	9.6	4.62	9.0	4.42	8.5	4.18	8.2	3.96	7.9	3.75	7.4	3.54
	-11.8	-13	9.6	4.41	9.0	4.22	8.5	4.00	8.2	3.79	7.9	3.59	7.4	3.39
	-9.8	-11	9.6	4.20	9.0	4.02	8.5	3.80	8.2	3.61	7.9	3.42	7.4	3.22
	-9.5	-10	9.6	4.17	9.0	3.98	8.5	3.77	8.2	3.58	7.9	3.40	7.4	3.20
	-8.5	-9.1	9.6	4.07	9.0	3.88	8.5	3.67	8.2	3.49	7.9	3.31	7.4	3.12
	-7	-7.6	9.6	3.91	9.0	3.73	8.5	3.53	8.2	3.35	7.9	3.19	7.4	3.00
	-5	-5.6	9.6	3.70	9.0	3.52	8.5	3.33	8.2	3.17	7.9	3.02	7.4	2.83
	-3	-3.7	9.6	3.48	9.0	3.31	8.5	3.14	8.2	2.99	7.9	2.85	7.4	2.67
	0	-0.7	9.6	3.17	9.0	3.00	8.5	2.85	8.2	2.72	7.9	2.59	7.4	2.43
	3	2.2	9.6	2.85	9.0	2.69	8.5	2.56	8.2	2.45	7.9	2.34	7.4	2.18
	5	4.1	9.6	2.64	9.0	2.48	8.5	2.36	8.2	2.26	7.9	2.17	7.4	2.02
	7	6	9.6	2.43	9.0	2.27	8.5	2.17	8.2	2.08	7.9	2.00	7.4	1.86
	9	7.9	9.6	2.16	9.0	2.03	8.5	1.93	8.2	1.86	7.9	1.78	7.4	1.66
11	9.8	9.6	2.02	9.0	1.89	8.5	1.80	8.2	1.73	7.9	1.66	7.4	1.55	
13	11.8	9.6	1.89	9.0	1.77	8.5	1.69	8.2	1.62	7.9	1.56	7.4	1.45	
15	13.7	9.6	1.79	9.0	1.68	8.5	1.60	8.2	1.54	7.9	1.47	7.4	1.37	
50	-19.8	-20	8.0	4.36	7.5	4.11	7.1	3.89	6.8	3.67	6.6	3.48	6.2	3.28
	-18.8	-19	8.0	4.27	7.5	4.03	7.1	3.81	6.8	3.60	6.6	3.41	6.2	3.22
	-16.7	-17	8.0	4.08	7.5	3.85	7.1	3.64	6.8	3.44	6.6	3.26	6.2	3.08
	-13.7	-15	8.0	3.81	7.5	3.59	7.1	3.40	6.8	3.22	6.6	3.06	6.2	2.88
	-11.8	-13	8.0	3.64	7.5	3.43	7.1	3.25	6.8	3.08	6.6	2.92	6.2	2.76
	-9.8	-11	8.0	3.46	7.5	3.26	7.1	3.10	6.8	2.93	6.6	2.79	6.2	2.62
	-9.5	-10	8.0	3.44	7.5	3.24	7.1	3.07	6.8	2.91	6.6	2.76	6.2	2.60
	-8.5	-9.1	8.0	3.35	7.5	3.15	7.1	2.99	6.8	2.83	6.6	2.70	6.2	2.54
	-7	-7.6	8.0	3.21	7.5	3.02	7.1	2.87	6.8	2.72	6.6	2.59	6.2	2.44
	-5	-5.6	8.0	3.03	7.5	2.85	7.1	2.72	6.8	2.57	6.6	2.45	6.2	2.31
	-3	-3.7	8.0	2.85	7.5	2.68	7.1	2.56	6.8	2.42	6.6	2.32	6.2	2.18
	0	-0.7	8.0	2.58	7.5	2.43	7.1	2.32	6.8	2.20	6.6	2.11	6.2	1.98
	3	2.2	8.0	2.32	7.5	2.17	7.1	2.08	6.8	1.97	6.6	1.90	6.2	1.78
	5	4.1	8.0	2.14	7.5	2.00	7.1	1.92	6.8	1.83	6.6	1.76	6.2	1.65
	7	6	8.0	1.96	7.5	1.83	7.1	1.76	6.8	1.68	6.6	1.62	6.2	1.52
	9	7.9	8.0	1.77	7.5	1.65	7.1	1.59	6.8	1.51	6.6	1.47	6.2	1.37
11	9.8	8.0	1.65	7.5	1.55	7.1	1.49	6.8	1.42	6.6	1.37	6.2	1.28	
13	11.8	8.0	1.55	7.5	1.45	7.1	1.40	6.8	1.33	6.6	1.29	6.2	1.20	
15	13.7	8.0	1.47	7.5	1.38	7.1	1.32	6.8	1.26	6.6	1.22	6.2	1.14	

Note

1. TC: Total Capacity(kW), PI : Power Input(kW, Comp. + Outdoor fan motor)
2. Capacity tables show the average value of conditions which may occur.

6. Capacity Tables

◆ ZRUN050GSS0 / ZRUN050LSS0

Combination (%)	Outdoor air temp		Indoor air temp. °C DB											
			16		18		20		21		22		24	
	°C DB	°C WB	TC	PI	TC	PI	TC	PI	TC	PI	TC	PI	TC	PI
130	-19.8	-20	12.7	6.78	12.7	6.83	12.7	6.86	12.7	6.92	12.7	6.98	12.4	7.07
	-18.8	-19	13.0	6.81	13.0	6.86	13.0	6.89	13.0	6.95	13.0	7.01	12.7	7.10
	-16.7	-17	13.7	6.87	13.7	6.92	13.6	6.96	13.6	7.01	13.6	7.07	13.3	7.16
	-13.7	-15	14.6	6.96	14.6	7.01	14.5	7.04	14.5	7.10	14.5	7.16	14.2	6.84
	-11.8	-13	15.0	7.02	15.0	7.06	15.0	7.10	15.0	7.16	15.0	6.94	14.7	6.63
	-9.8	-11	15.5	7.08	15.5	7.12	15.4	7.16	15.4	6.92	15.4	6.71	15.3	6.42
	-9.5	-10	15.6	7.09	15.6	7.13	15.5	7.12	15.5	6.88	15.5	6.67	15.4	6.39
	-8.5	-9.1	15.9	7.11	15.9	7.16	15.8	7.00	15.8	6.76	15.8	6.56	15.7	6.28
	-7	-7.6	16.4	7.16	16.4	6.97	16.3	6.81	16.3	6.58	16.3	6.38	16.1	6.12
	-5	-5.6	17.0	6.90	17.0	6.72	16.9	6.56	16.9	6.34	16.9	6.15	16.7	5.90
	-3	-3.7	17.6	6.65	17.6	6.47	17.4	6.31	17.4	6.11	17.4	5.92	17.3	5.69
	0	-0.7	18.4	6.27	18.4	6.09	18.3	5.93	18.3	5.75	18.3	5.57	18.1	5.37
	3	2.2	19.3	5.89	19.3	5.71	19.2	5.56	19.2	5.39	19.2	5.22	18.1	5.05
	5	4.1	19.9	5.63	19.9	5.46	19.8	5.30	19.8	5.15	19.4	4.99	18.1	4.83
	7	6	20.5	5.38	20.5	5.21	20.4	5.05	20.1	4.91	19.4	4.76	18.1	4.62
	9	7.9	20.7	5.16	20.7	5.00	20.6	4.85	20.1	4.71	19.4	4.57	18.1	4.43
11	9.8	20.7	4.99	20.7	4.83	20.6	4.69	20.1	4.55	19.4	4.42	18.1	4.29	
13	11.8	20.7	4.81	20.7	4.65	20.6	4.52	20.1	4.39	19.4	4.26	18.1	4.13	
15	13.7	20.7	4.61	20.7	4.47	20.6	4.34	20.1	4.21	19.4	4.08	18.1	3.96	
120	-19.8	-20	12.6	6.83	12.6	6.86	12.6	6.92	12.6	6.98	12.6	7.07	12.3	7.13
	-18.8	-19	12.9	6.86	12.9	6.89	12.9	6.95	12.9	7.01	12.9	7.10	12.6	7.16
	-16.7	-17	13.6	6.92	13.6	6.96	13.5	7.01	13.5	7.07	13.5	7.16	13.2	6.95
	-13.7	-15	14.5	7.01	14.5	7.04	14.4	7.10	14.4	7.16	14.4	6.85	14.1	6.66
	-11.8	-13	14.9	7.06	14.9	7.10	14.8	7.16	14.8	6.94	14.8	6.65	14.6	6.47
	-9.8	-11	15.4	7.12	15.4	7.16	15.3	6.91	15.3	6.70	15.3	6.44	15.2	6.27
	-9.5	-10	15.5	7.13	15.5	7.12	15.4	6.88	15.4	6.67	15.4	6.41	15.3	6.24
	-8.5	-9.1	15.8	7.16	15.8	6.99	15.7	6.75	15.7	6.55	15.7	6.31	15.6	6.14
	-7	-7.6	16.3	6.96	16.3	6.79	16.2	6.57	16.2	6.38	16.2	6.15	16.0	6.00
	-5	-5.6	16.8	6.69	16.8	6.52	16.7	6.32	16.7	6.14	16.7	5.95	16.6	5.80
	-3	-3.7	17.4	6.42	17.4	6.26	17.3	6.07	17.3	5.91	17.3	5.74	17.0	5.60
	0	-0.7	18.3	6.02	18.3	5.86	18.2	5.70	18.2	5.56	18.2	5.43	17.0	5.31
	3	2.2	19.2	5.61	19.2	5.47	19.1	5.33	18.8	5.21	18.3	5.12	17.0	5.01
	5	4.1	19.8	5.34	19.8	5.20	19.5	5.09	18.8	4.98	18.3	4.91	17.0	4.81
	7	6	20.4	5.07	20.3	4.94	19.5	4.84	18.8	4.75	18.3	4.70	17.0	4.62
	9	7.9	20.5	4.86	20.3	4.73	19.5	4.64	18.8	4.55	18.3	4.51	17.0	4.43
11	9.8	20.5	4.69	20.3	4.56	19.5	4.47	18.8	4.39	18.3	4.35	17.0	4.27	
13	11.8	20.5	4.51	20.3	4.39	19.5	4.30	18.8	4.22	18.3	4.18	17.0	4.11	
15	13.7	20.5	4.32	20.3	4.20	19.5	4.12	18.8	4.04	18.3	4.00	17.0	3.93	
110	-19.8	-20	12.6	6.86	12.6	6.92	12.5	6.98	12.5	7.07	12.5	7.13	12.2	7.16
	-18.8	-19	12.9	6.89	12.9	6.95	12.8	7.01	12.8	7.10	12.8	7.16	12.5	7.05
	-16.7	-17	13.5	6.96	13.5	7.01	13.4	7.07	13.4	7.16	13.4	6.94	13.1	6.83
	-13.7	-15	14.4	7.04	14.4	7.10	14.3	7.16	14.3	6.82	14.3	6.62	14.3	6.51
	-11.8	-13	14.9	7.10	14.9	7.16	14.8	6.92	14.8	6.61	14.8	6.42	14.8	6.31
	-9.8	-11	15.3	7.16	15.3	6.89	15.3	6.67	15.3	6.39	15.3	6.22	15.2	6.10
	-9.5	-10	15.4	7.12	15.4	6.85	15.3	6.63	15.3	6.35	15.3	6.18	15.3	6.07
	-8.5	-9.1	15.7	6.97	15.7	6.71	15.6	6.51	15.6	6.24	15.6	6.08	15.3	5.96
	-7	-7.6	16.2	6.75	16.2	6.51	16.1	6.32	16.1	6.08	16.1	5.92	15.3	5.80
	-5	-5.6	16.8	6.45	16.8	6.24	16.6	6.07	16.6	5.85	16.4	5.71	15.3	5.59
	-3	-3.7	17.3	6.16	17.3	5.97	17.2	5.82	16.9	5.63	16.4	5.50	15.3	5.38
	0	-0.7	18.2	5.72	18.2	5.56	17.5	5.44	16.9	5.29	16.4	5.19	15.3	5.06
	3	2.2	19.1	5.28	18.6	5.16	17.5	5.07	16.9	4.96	16.4	4.87	15.3	4.74
	5	4.1	19.7	4.98	18.6	4.89	17.5	4.82	16.9	4.73	16.4	4.66	15.3	4.53
	7	6	19.7	4.69	18.6	4.62	17.5	4.57	16.9	4.51	16.4	4.45	15.3	4.32
	9	7.9	19.7	4.48	18.6	4.41	17.5	4.36	16.9	4.31	16.4	4.25	15.3	4.12
11	9.8	19.7	4.30	18.6	4.23	17.5	4.19	16.9	4.14	16.4	4.08	15.3	3.96	
13	11.8	19.7	4.11	18.6	4.05	17.5	4.01	16.9	3.96	16.4	3.91	15.3	3.79	
15	13.7	19.7	3.92	18.6	3.86	17.5	3.81	16.9	3.77	16.4	3.72	15.3	3.60	

6. Capacity Tables

Combination (%)	Outdoor air temp		Indoor air temp. °C DB											
			16		18		20		21		22		24	
	°C DB	°C WB	TC	PI	TC	PI	TC	PI	TC	PI	TC	PI	TC	PI
100	-19.8	-20	12.5	7.35	12.5	7.31	12.4	7.23	12.4	7.22	12.4	7.21	12.2	7.16
	-18.8	-19	12.8	7.33	12.7	7.29	12.7	7.25	12.7	7.20	12.7	7.16	12.5	7.03
	-16.7	-17	13.4	7.29	13.4	7.25	13.4	7.32	13.3	7.16	13.3	6.90	13.0	6.77
	-13.7	-15	14.3	7.23	14.3	7.19	14.2	7.16	14.2	6.78	14.2	6.53	14.0	6.40
	-11.8	-13	14.8	7.20	14.7	7.16	14.7	6.90	14.7	6.53	14.7	6.29	14.0	6.16
	-9.8	-11	15.3	7.16	15.3	6.87	15.2	6.62	15.2	6.28	15.0	6.04	14.0	5.91
	-9.5	-10	15.4	7.11	15.4	6.82	15.3	6.58	15.3	6.24	15.0	6.00	14.0	5.87
	-8.5	-9.1	15.6	6.96	15.6	6.67	15.6	6.45	15.5	6.11	15.0	5.88	14.0	5.74
	-7	-7.6	16.4	6.72	16.3	6.45	16.0	6.24	15.5	5.92	15.0	5.69	14.0	5.56
	-5	-5.6	17.1	6.41	16.9	6.16	16.0	5.97	15.5	5.67	15.0	5.44	14.0	5.31
	-3	-3.7	17.6	6.10	17.0	5.87	16.0	5.69	15.5	5.41	15.0	5.20	14.0	5.06
	0	-0.7	18.0	5.63	17.0	5.43	16.0	5.28	15.5	5.03	15.0	4.82	14.0	4.68
	3	2.2	18.0	5.16	17.0	4.98	16.0	4.87	15.5	4.64	15.0	4.45	14.0	4.30
	5	4.1	18.0	4.85	17.0	4.69	16.0	4.59	15.5	4.39	15.0	4.20	14.0	4.05
	7	6	18.0	4.54	17.0	4.40	16.0	4.32	15.5	4.13	15.0	3.95	14.0	3.80
	9	7.9	18.0	4.30	17.0	4.17	16.0	4.10	15.5	3.92	15.0	3.75	14.0	3.61
11	9.8	18.0	4.10	17.0	3.97	16.0	3.90	15.5	3.74	15.0	3.57	14.0	3.44	
13	11.8	18.0	3.89	17.0	3.77	16.0	3.70	15.5	3.54	15.0	3.39	14.0	3.26	
15	13.7	18.0	3.67	17.0	3.55	16.0	3.49	15.5	3.34	15.0	3.19	14.0	3.07	
90	-19.8	-20	12.5	6.76	12.5	6.85	12.4	6.91	12.4	6.94	12.4	6.71	12.1	6.39
	-18.8	-19	12.8	6.79	12.7	6.87	12.7	6.94	12.7	6.82	12.7	6.60	12.4	6.28
	-16.7	-17	13.4	6.85	13.4	6.94	13.3	6.69	13.3	6.57	13.3	6.36	12.8	6.05
	-13.7	-15	14.3	6.94	14.3	6.57	14.2	6.34	14.2	6.22	13.7	6.02	12.8	5.72
	-11.8	-13	14.8	6.68	14.7	6.33	14.6	6.12	14.2	5.99	13.7	5.80	12.8	5.51
	-9.8	-11	15.3	6.41	15.3	6.09	14.6	5.88	14.2	5.76	13.7	5.57	12.8	5.30
	-9.5	-10	15.4	6.37	15.4	6.05	14.6	5.85	14.2	5.72	13.7	5.54	12.8	5.26
	-8.5	-9.1	15.6	6.24	15.5	5.93	14.6	5.73	14.2	5.61	13.7	5.43	12.8	5.15
	-7	-7.6	16.4	6.03	15.6	5.74	14.6	5.55	14.2	5.43	13.7	5.26	12.8	4.99
	-5	-5.6	16.5	5.76	15.6	5.50	14.6	5.32	14.2	5.19	13.7	5.03	12.8	4.77
	-3	-3.7	16.5	5.50	15.6	5.25	14.6	5.08	14.2	4.96	13.7	4.80	12.8	4.55
	0	-0.7	16.5	5.09	15.6	4.88	14.6	4.73	14.2	4.60	13.7	4.46	12.8	4.22
	3	2.2	16.5	4.69	15.6	4.51	14.6	4.38	14.2	4.25	13.7	4.12	12.8	3.90
	5	4.1	16.5	4.42	15.6	4.27	14.6	4.15	14.2	4.01	13.7	3.89	12.8	3.68
	7	6	16.5	4.15	15.6	4.02	14.6	3.91	14.2	3.78	13.7	3.67	12.8	3.46
	9	7.9	16.5	3.90	15.6	3.78	14.6	3.68	14.2	3.55	13.7	3.45	12.8	3.25
11	9.8	16.5	3.65	15.6	3.54	14.6	3.44	14.2	3.33	13.7	3.23	12.8	3.04	
13	11.8	16.5	3.40	15.6	3.30	14.6	3.21	14.2	3.10	13.7	3.01	12.8	2.84	
15	13.7	16.5	3.15	15.6	3.06	14.6	2.97	14.2	2.87	13.7	2.79	12.8	2.63	
80	-19.8	-20	12.3	5.97	12.3	6.06	12.3	6.15	12.3	5.95	12.2	5.67	11.4	5.40
	-18.8	-19	12.6	6.00	12.6	6.15	12.6	6.05	12.6	5.84	12.2	5.57	11.4	5.31
	-16.7	-17	13.1	6.15	13.1	5.93	13.1	5.82	12.7	5.63	12.2	5.37	11.4	5.12
	-13.7	-15	13.1	5.82	13.1	5.61	13.1	5.51	12.7	5.32	12.2	5.08	11.4	4.84
	-11.8	-13	13.1	5.61	13.1	5.41	13.1	5.31	12.7	5.12	12.2	4.90	11.4	4.67
	-9.8	-11	13.1	5.39	13.1	5.20	13.1	5.10	12.7	4.92	12.2	4.71	11.4	4.49
	-9.5	-10	13.1	5.36	13.1	5.17	13.1	5.07	12.7	4.89	12.2	4.68	11.4	4.46
	-8.5	-9.1	13.9	5.25	13.9	5.06	13.1	4.96	12.7	4.78	12.2	4.58	11.4	4.37
	-7	-7.6	14.8	5.08	13.9	4.91	13.1	4.80	12.7	4.63	12.2	4.44	11.4	4.23
	-5	-5.6	14.8	4.86	13.9	4.70	13.1	4.59	12.7	4.42	12.2	4.24	11.4	4.05
	-3	-3.7	14.8	4.64	13.9	4.48	13.1	4.38	12.7	4.22	12.2	4.05	11.4	3.86
	0	-0.7	14.8	4.31	13.9	4.17	13.1	4.07	12.7	3.91	12.2	3.76	11.4	3.59
	3	2.2	14.8	3.97	13.9	3.85	13.1	3.75	12.7	3.60	12.2	3.47	11.4	3.31
	5	4.1	14.8	3.75	13.9	3.64	13.1	3.54	12.7	3.40	12.2	3.28	11.4	3.13
	7	6	14.8	3.53	13.9	3.43	13.1	3.33	12.7	3.19	12.2	3.09	11.4	2.95
	9	7.9	14.8	3.32	13.9	3.22	13.1	3.13	12.7	3.00	12.2	2.90	11.4	2.77
11	9.8	14.8	3.08	13.9	2.99	13.1	2.90	12.7	2.78	12.2	2.69	11.4	2.57	
13	11.8	14.8	2.87	13.9	2.79	13.1	2.71	12.7	2.60	12.2	2.51	11.4	2.40	
15	13.7	14.8	2.71	13.9	2.63	13.1	2.55	12.7	2.44	12.2	2.36	11.4	2.26	

6. Capacity Tables

Combination (%)	Outdoor air temp		Indoor air temp. °C DB											
			16		18		20		21		22		24	
	°C DB	°C WB	TC	PI	TC	PI	TC	PI	TC	PI	TC	PI	TC	PI
70	-19.8	-20	12.3	5.98	11.8	6.01	11.1	5.79	10.8	5.49	10.4	5.22	9.7	4.95
	-18.8	-19	12.5	6.01	11.8	5.89	11.1	5.68	10.8	5.39	10.4	5.12	9.7	4.86
	-16.7	-17	12.5	5.77	11.8	5.65	11.1	5.45	10.8	5.17	10.4	4.92	9.7	4.66
	-13.7	-15	12.5	5.43	11.8	5.31	11.1	5.12	10.8	4.86	10.4	4.63	9.7	4.39
	-11.8	-13	12.5	5.21	11.8	5.10	11.1	4.91	10.8	4.67	10.4	4.45	9.7	4.21
	-9.8	-11	12.5	4.98	11.8	4.87	11.1	4.69	10.8	4.46	10.4	4.26	9.7	4.03
	-9.5	-10	12.5	4.95	11.8	4.83	11.1	4.66	10.8	4.43	10.4	4.23	9.7	4.00
	-8.5	-9.1	12.5	4.84	11.8	4.72	11.1	4.55	10.8	4.32	10.4	4.13	9.7	3.91
	-7	-7.6	12.5	4.67	11.8	4.55	11.1	4.39	10.8	4.17	10.4	3.99	9.7	3.77
	-5	-5.6	12.5	4.44	11.8	4.32	11.1	4.17	10.8	3.96	10.4	3.80	9.7	3.59
	-3	-3.7	12.5	4.21	11.8	4.09	11.1	3.95	10.8	3.76	10.4	3.60	9.7	3.40
	0	-0.7	12.5	3.87	11.8	3.75	11.1	3.62	10.8	3.45	10.4	3.31	9.7	3.13
	3	2.2	12.5	3.53	11.8	3.41	11.1	3.29	10.8	3.14	10.4	3.03	9.7	2.85
	5	4.1	12.5	3.30	11.8	3.18	11.1	3.07	10.8	2.93	10.4	2.83	9.7	2.67
	7	6	12.5	3.08	11.8	2.95	11.1	2.85	10.8	2.72	10.4	2.64	9.7	2.48
	9	7.9	12.5	2.78	11.8	2.67	11.1	2.58	10.8	2.46	10.4	2.39	9.7	2.24
11	9.8	12.5	2.59	11.8	2.48	11.1	2.40	10.8	2.29	10.4	2.22	9.7	2.09	
13	11.8	12.5	2.42	11.8	2.32	11.1	2.25	10.8	2.14	10.4	2.08	9.7	1.95	
15	13.7	12.5	2.28	11.8	2.19	11.1	2.12	10.8	2.02	10.4	1.96	9.7	1.84	
60	-19.8	-20	10.8	5.92	10.2	5.69	9.6	5.37	9.2	5.08	8.9	4.81	8.3	4.54
	-18.8	-19	10.8	5.80	10.2	5.57	9.6	5.26	9.2	4.98	8.9	4.71	8.3	4.45
	-16.7	-17	10.8	5.55	10.2	5.32	9.6	5.03	9.2	4.76	8.9	4.51	8.3	4.26
	-13.7	-15	10.8	5.19	10.2	4.97	9.6	4.70	9.2	4.46	8.9	4.22	8.3	3.98
	-11.8	-13	10.8	4.97	10.2	4.75	9.6	4.50	9.2	4.26	8.9	4.04	8.3	3.81
	-9.8	-11	10.8	4.73	10.2	4.52	9.6	4.28	9.2	4.06	8.9	3.85	8.3	3.63
	-9.5	-10	10.8	4.69	10.2	4.48	9.6	4.24	9.2	4.03	8.9	3.82	8.3	3.60
	-8.5	-9.1	10.8	4.57	10.2	4.37	9.6	4.13	9.2	3.93	8.9	3.73	8.3	3.51
	-7	-7.6	10.8	4.40	10.2	4.19	9.6	3.97	9.2	3.77	8.9	3.58	8.3	3.37
	-5	-5.6	10.8	4.16	10.2	3.96	9.6	3.75	9.2	3.57	8.9	3.39	8.3	3.19
	-3	-3.7	10.8	3.92	10.2	3.72	9.6	3.53	9.2	3.36	8.9	3.20	8.3	3.00
	0	-0.7	10.8	3.56	10.2	3.37	9.6	3.20	9.2	3.06	8.9	2.92	8.3	2.73
	3	2.2	10.8	3.21	10.2	3.02	9.6	2.87	9.2	2.75	8.9	2.63	8.3	2.46
	5	4.1	10.8	2.97	10.2	2.79	9.6	2.66	9.2	2.55	8.9	2.44	8.3	2.27
	7	6	10.8	2.73	10.2	2.56	9.6	2.44	9.2	2.34	8.9	2.25	8.3	2.09
	9	7.9	10.8	2.44	10.2	2.28	9.6	2.17	9.2	2.09	8.9	2.00	8.3	1.86
11	9.8	10.8	2.27	10.2	2.13	9.6	2.03	9.2	1.95	8.9	1.87	8.3	1.74	
13	11.8	10.8	2.13	10.2	2.00	9.6	1.90	9.2	1.83	8.9	1.75	8.3	1.63	
15	13.7	10.8	2.01	10.2	1.89	9.6	1.80	9.2	1.73	8.9	1.66	8.3	1.54	
50	-19.8	-20	9.0	4.90	8.5	4.63	8.0	4.37	7.7	4.13	7.5	3.91	6.9	3.70
	-18.8	-19	9.0	4.80	8.5	4.53	8.0	4.28	7.7	4.05	7.5	3.83	6.9	3.62
	-16.7	-17	9.0	4.59	8.5	4.33	8.0	4.10	7.7	3.87	7.5	3.67	6.9	3.47
	-13.7	-15	9.0	4.29	8.5	4.04	8.0	3.83	7.7	3.62	7.5	3.44	6.9	3.24
	-11.8	-13	9.0	4.10	8.5	3.86	8.0	3.66	7.7	3.46	7.5	3.29	6.9	3.10
	-9.8	-11	9.0	3.90	8.5	3.67	8.0	3.48	7.7	3.29	7.5	3.13	6.9	2.95
	-9.5	-10	9.0	3.87	8.5	3.64	8.0	3.46	7.7	3.27	7.5	3.11	6.9	2.93
	-8.5	-9.1	9.0	3.76	8.5	3.55	8.0	3.37	7.7	3.19	7.5	3.03	6.9	2.86
	-7	-7.6	9.0	3.61	8.5	3.40	8.0	3.23	7.7	3.06	7.5	2.92	6.9	2.74
	-5	-5.6	9.0	3.41	8.5	3.21	8.0	3.05	7.7	2.89	7.5	2.76	6.9	2.60
	-3	-3.7	9.0	3.21	8.5	3.02	8.0	2.88	7.7	2.72	7.5	2.61	6.9	2.45
	0	-0.7	9.0	2.91	8.5	2.73	8.0	2.61	7.7	2.47	7.5	2.37	6.9	2.22
	3	2.2	9.0	2.60	8.5	2.44	8.0	2.34	7.7	2.22	7.5	2.14	6.9	2.00
	5	4.1	9.0	2.40	8.5	2.25	8.0	2.16	7.7	2.05	7.5	1.98	6.9	1.85
	7	6	9.0	2.20	8.5	2.06	8.0	1.99	7.7	1.89	7.5	1.83	6.9	1.71
	9	7.9	9.0	1.99	8.5	1.86	8.0	1.79	7.7	1.70	7.5	1.65	6.9	1.54
11	9.8	9.0	1.86	8.5	1.74	8.0	1.68	7.7	1.59	7.5	1.54	6.9	1.44	
13	11.8	9.0	1.75	8.5	1.64	8.0	1.58	7.7	1.50	7.5	1.45	6.9	1.35	
15	13.7	9.0	1.65	8.5	1.55	8.0	1.49	7.7	1.42	7.5	1.37	6.9	1.28	

Note

1. TC: Total Capacity(kW), PI : Power Input(kW, Comp. + Outdoor fan motor)
2. Capacity tables show the average value of conditions which may occur.

6. Capacity Tables

◆ ZRUN060GSS0 / ZRUN060LSS0

Combination (%)	Outdoor air temp		Indoor air temp. °C DB											
			16		18		20		21		22		24	
	°C DB	°C WB	TC	PI	TC	PI	TC	PI	TC	PI	TC	PI	TC	PI
130	-19.8	-20	14.3	8.30	14.3	8.36	14.2	8.41	14.2	8.48	14.2	8.55	14.0	8.65
	-18.8	-19	14.7	8.34	14.7	8.40	14.6	8.44	14.6	8.51	14.6	8.58	14.3	8.69
	-16.7	-17	15.4	8.42	15.4	8.47	15.3	8.52	15.3	8.59	15.3	8.66	15.0	8.77
	-13.7	-15	16.4	8.52	16.4	8.58	16.3	8.63	16.3	8.70	16.3	8.77	16.0	8.87
	-11.8	-13	16.9	8.59	16.9	8.65	16.8	8.69	16.8	8.77	16.8	8.80	16.6	8.12
	-9.8	-11	17.5	8.67	17.5	8.72	17.4	8.77	17.4	8.47	17.4	8.21	17.2	7.86
	-9.5	-10	17.6	8.68	17.6	8.73	17.5	8.72	17.5	8.43	17.5	8.17	17.3	7.82
	-8.5	-9.1	17.9	8.71	17.9	8.77	17.8	8.57	17.8	8.28	17.7	8.03	17.7	7.69
	-7	-7.6	18.4	8.77	18.4	8.54	18.3	8.34	18.3	8.06	18.3	7.82	18.2	7.49
	-5	-5.6	19.1	8.46	19.1	8.23	19.0	8.03	19.0	7.77	19.0	7.53	18.8	7.23
	-3	-3.7	19.7	8.14	19.7	7.92	19.6	7.72	19.6	7.48	19.6	7.25	19.5	6.97
	0	-0.7	20.7	7.68	20.7	7.45	20.6	7.26	20.6	7.04	20.6	6.82	20.3	6.57
	3	2.2	21.7	7.21	21.7	6.99	21.6	6.80	21.6	6.60	21.6	6.40	20.3	6.18
	5	4.1	22.4	6.90	22.4	6.68	22.3	6.50	22.3	6.30	21.8	6.11	20.3	5.92
	7	6	23.1	6.59	23.1	6.37	22.9	6.19	22.6	6.01	21.8	5.83	20.3	5.66
	9	7.9	23.3	6.32	23.3	6.12	23.2	5.94	22.6	5.77	21.8	5.60	20.3	5.43
11	9.8	23.3	6.11	23.3	5.91	23.2	5.74	22.6	5.58	21.8	5.41	20.3	5.25	
13	11.8	23.3	5.89	23.3	5.70	23.2	5.53	22.6	5.37	21.8	5.21	20.3	5.06	
15	13.7	23.3	5.65	23.3	5.47	23.2	5.31	22.6	5.15	21.8	5.00	20.3	4.85	
120	-19.8	-20	14.2	8.36	14.2	8.41	14.1	8.48	14.1	8.55	14.1	8.65	13.9	8.73
	-18.8	-19	14.6	8.40	14.6	8.44	14.5	8.51	14.5	8.58	14.5	8.69	14.2	8.77
	-16.7	-17	15.3	8.47	15.3	8.52	15.2	8.59	15.2	8.66	15.2	8.77	14.9	8.51
	-13.7	-15	16.3	8.58	16.3	8.63	16.2	8.70	16.2	8.77	16.2	8.39	15.8	8.15
	-11.8	-13	16.8	8.65	16.8	8.69	16.7	8.77	16.7	8.50	16.7	8.14	16.5	7.92
	-9.8	-11	17.4	8.72	17.4	8.77	17.3	8.46	17.3	8.21	17.3	7.89	17.1	7.68
	-9.5	-10	17.5	8.73	17.5	8.72	17.4	8.42	17.4	8.17	17.4	7.85	17.2	7.64
	-8.5	-9.1	17.8	8.77	17.8	8.56	17.7	8.27	17.7	8.02	17.7	7.73	17.5	7.52
	-7	-7.6	18.3	8.52	18.3	8.31	18.2	8.04	18.2	7.81	18.2	7.53	18.0	7.34
	-5	-5.6	18.9	8.19	18.9	7.99	18.8	7.74	18.8	7.52	18.8	7.28	18.7	7.10
	-3	-3.7	19.6	7.86	19.6	7.66	19.5	7.44	19.5	7.24	19.5	7.03	19.1	6.86
	0	-0.7	20.6	7.37	20.6	7.18	20.5	6.98	20.5	6.81	20.5	6.65	19.1	6.50
	3	2.2	21.6	6.87	21.6	6.69	21.5	6.53	21.2	6.38	20.5	6.26	19.1	6.14
	5	4.1	22.2	6.54	22.2	6.37	21.9	6.23	21.2	6.10	20.5	6.01	19.1	5.90
	7	6	22.9	6.21	22.8	6.04	21.9	5.92	21.2	5.81	20.5	5.76	19.1	5.65
	9	7.9	23.1	5.95	22.8	5.79	21.9	5.68	21.2	5.57	20.5	5.52	19.1	5.42
11	9.8	23.1	5.75	22.8	5.59	21.9	5.48	21.2	5.37	20.5	5.32	19.1	5.23	
13	11.8	23.1	5.52	22.8	5.37	21.9	5.27	21.2	5.17	20.5	5.12	19.1	5.03	
15	13.7	23.1	5.29	22.8	5.15	21.9	5.05	21.2	4.95	20.5	4.90	19.1	4.81	
110	-19.8	-20	14.2	8.41	14.2	8.48	14.1	8.55	14.1	8.65	14.1	8.73	13.8	8.77
	-18.8	-19	14.5	8.44	14.5	8.51	14.4	8.58	14.4	8.69	14.4	8.77	14.1	8.64
	-16.7	-17	15.2	8.52	15.2	8.59	15.1	8.66	15.1	8.77	15.1	8.50	14.8	8.36
	-13.7	-15	16.2	8.63	16.2	8.70	16.1	8.77	16.1	8.36	16.1	8.11	16.1	7.97
	-11.8	-13	16.7	8.69	16.7	8.77	16.6	8.48	16.6	8.10	16.6	7.87	16.6	7.73
	-9.8	-11	17.3	8.77	17.3	8.44	17.2	8.17	17.2	7.82	17.2	7.61	17.1	7.47
	-9.5	-10	17.4	8.71	17.4	8.39	17.3	8.12	17.3	7.78	17.3	7.57	17.2	7.43
	-8.5	-9.1	17.7	8.53	17.7	8.22	17.6	7.97	17.6	7.64	17.6	7.44	17.2	7.30
	-7	-7.6	18.2	8.26	18.2	7.97	18.1	7.74	18.1	7.44	18.1	7.25	17.2	7.10
	-5	-5.6	18.8	7.90	18.8	7.64	18.7	7.43	18.7	7.17	18.4	6.99	17.2	6.84
	-3	-3.7	19.5	7.54	19.5	7.31	19.4	7.13	19.0	6.89	18.4	6.74	17.2	6.58
	0	-0.7	20.5	7.00	20.5	6.81	19.7	6.67	19.0	6.48	18.4	6.35	17.2	6.19
	3	2.2	21.5	6.46	21.0	6.32	19.7	6.21	19.0	6.07	18.4	5.97	17.2	5.80
	5	4.1	22.1	6.10	21.0	5.99	19.7	5.90	19.0	5.80	18.4	5.71	17.2	5.54
	7	6	22.2	5.74	21.0	5.66	19.7	5.59	19.0	5.52	18.4	5.45	17.2	5.28
	9	7.9	22.2	5.48	21.0	5.40	19.7	5.34	19.0	5.27	18.4	5.21	17.2	5.04
11	9.8	22.2	5.26	21.0	5.19	19.7	5.13	19.0	5.06	18.4	5.00	17.2	4.85	
13	11.8	22.2	5.04	21.0	4.96	19.7	4.90	19.0	4.85	18.4	4.78	17.2	4.64	
15	13.7	22.2	4.80	21.0	4.72	19.7	4.67	19.0	4.61	18.4	4.55	17.2	4.41	

6. Capacity Tables

Combination (%)	Outdoor air temp		Indoor air temp. °C DB											
			16		18		20		21		22		24	
	°C DB	°C WB	TC	PI	TC	PI	TC	PI	TC	PI	TC	PI	TC	PI
100	-19.8	-20	14.1	9.00	14.1	8.95	14.0	8.85	14.0	8.84	14.0	8.83	13.7	8.77
	-18.8	-19	14.4	8.97	14.3	8.93	14.3	8.88	14.3	8.81	14.3	8.77	14.0	8.61
	-16.7	-17	15.0	8.92	15.0	8.88	15.0	8.96	14.9	8.77	14.9	8.45	14.6	8.29
	-13.7	-15	16.1	8.86	16.1	8.81	16.0	8.77	16.0	8.30	16.0	7.99	15.7	7.83
	-11.8	-13	16.6	8.81	16.5	8.77	16.5	8.45	16.5	8.00	16.5	7.70	15.7	7.54
	-9.8	-11	17.2	8.77	17.2	8.41	17.1	8.11	17.1	7.69	16.8	7.40	15.7	7.23
	-9.5	-10	17.3	8.71	17.3	8.35	17.2	8.06	17.2	7.64	16.8	7.35	15.7	7.19
	-8.5	-9.1	17.6	8.52	17.6	8.17	17.5	7.89	17.4	7.48	16.8	7.20	15.7	7.03
	-7	-7.6	18.4	8.23	18.3	7.90	18.0	7.64	17.4	7.25	16.8	6.97	15.7	6.80
	-5	-5.6	19.2	7.85	19.0	7.54	18.0	7.31	17.4	6.94	16.8	6.67	15.7	6.50
	-3	-3.7	19.8	7.47	19.2	7.18	18.0	6.97	17.4	6.62	16.8	6.36	15.7	6.19
	0	-0.7	20.3	6.90	19.2	6.64	18.0	6.47	17.4	6.16	16.8	5.91	15.7	5.73
	3	2.2	20.3	6.32	19.2	6.10	18.0	5.96	17.4	5.69	16.8	5.45	15.7	5.27
	5	4.1	20.3	5.94	19.2	5.74	18.0	5.63	17.4	5.37	16.8	5.15	15.7	4.96
	7	6	20.3	5.56	19.2	5.38	18.0	5.29	17.4	5.06	16.8	4.84	15.7	4.66
	9	7.9	20.3	5.27	19.2	5.10	18.0	5.02	17.4	4.80	16.8	4.59	15.7	4.42
11	9.8	20.3	5.02	19.2	4.87	18.0	4.78	17.4	4.57	16.8	4.38	15.7	4.21	
13	11.8	20.3	4.76	19.2	4.61	18.0	4.53	17.4	4.34	16.8	4.15	15.7	3.99	
15	13.7	20.3	4.49	19.2	4.35	18.0	4.27	17.4	4.09	16.8	3.91	15.7	3.76	
90	-19.8	-20	14.0	8.27	14.0	8.38	13.9	8.46	13.9	8.49	13.9	8.22	13.7	7.82
	-18.8	-19	14.4	8.31	14.3	8.42	14.3	8.49	14.3	8.35	14.3	8.08	14.0	7.69
	-16.7	-17	15.0	8.39	15.0	8.49	15.0	8.19	15.0	8.05	15.0	7.79	14.3	7.41
	-13.7	-15	16.1	8.49	16.1	8.04	16.0	7.76	16.0	7.61	15.4	7.37	14.3	7.01
	-11.8	-13	16.6	8.18	16.5	7.76	16.5	7.49	16.0	7.34	15.4	7.10	14.3	6.75
	-9.8	-11	17.2	7.85	17.2	7.45	16.5	7.20	16.0	7.05	15.4	6.83	14.3	6.48
	-9.5	-10	17.3	7.80	17.3	7.41	16.5	7.16	16.0	7.01	15.4	6.78	14.3	6.44
	-8.5	-9.1	17.6	7.64	17.5	7.26	16.5	7.02	16.0	6.86	15.4	6.64	14.3	6.31
	-7	-7.6	18.4	7.39	17.5	7.03	16.5	6.80	16.0	6.65	15.4	6.44	14.3	6.11
	-5	-5.6	18.6	7.06	17.5	6.73	16.5	6.51	16.0	6.36	15.4	6.16	14.3	5.84
	-3	-3.7	18.6	6.73	17.5	6.43	16.5	6.23	16.0	6.07	15.4	5.88	14.3	5.57
	0	-0.7	18.6	6.23	17.5	5.98	16.5	5.80	16.0	5.64	15.4	5.46	14.3	5.17
	3	2.2	18.6	5.74	17.5	5.53	16.5	5.36	16.0	5.20	15.4	5.05	14.3	4.77
	5	4.1	18.6	5.41	17.5	5.22	16.5	5.08	16.0	4.92	15.4	4.77	14.3	4.50
	7	6	18.6	5.08	17.5	4.92	16.5	4.79	16.0	4.63	15.4	4.49	14.3	4.23
	9	7.9	18.6	4.78	17.5	4.63	16.5	4.50	16.0	4.35	15.4	4.22	14.3	3.98
11	9.8	18.6	4.47	17.5	4.33	16.5	4.22	16.0	4.07	15.4	3.95	14.3	3.73	
13	11.8	18.6	4.17	17.5	4.04	16.5	3.93	16.0	3.80	15.4	3.68	14.3	3.47	
15	13.7	18.6	3.86	17.5	3.74	16.5	3.64	16.0	3.52	15.4	3.41	14.3	3.22	
80	-19.8	-20	13.9	7.31	13.9	7.42	13.9	7.53	13.9	7.28	13.8	6.94	12.8	6.62
	-18.8	-19	14.2	7.35	14.2	7.53	14.2	7.40	14.2	7.15	13.8	6.82	12.8	6.50
	-16.7	-17	14.7	7.53	14.7	7.26	14.7	7.13	14.3	6.89	13.8	6.58	12.8	6.27
	-13.7	-15	14.7	7.13	14.7	6.87	14.7	6.75	14.3	6.51	13.8	6.22	12.8	5.93
	-11.8	-13	14.7	6.87	14.7	6.63	14.7	6.50	14.3	6.27	13.8	6.00	12.8	5.72
	-9.8	-11	14.7	6.60	14.7	6.37	14.7	6.24	14.3	6.02	13.8	5.76	12.8	5.49
	-9.5	-10	14.8	6.56	14.8	6.33	14.7	6.20	14.3	5.98	13.8	5.73	12.8	5.46
	-8.5	-9.1	15.7	6.42	15.7	6.20	14.7	6.08	14.3	5.86	13.8	5.61	12.8	5.35
	-7	-7.6	16.6	6.22	15.7	6.01	14.7	5.88	14.3	5.67	13.8	5.43	12.8	5.18
	-5	-5.6	16.6	5.95	15.7	5.75	14.7	5.62	14.3	5.42	13.8	5.19	12.8	4.96
	-3	-3.7	16.6	5.68	15.7	5.49	14.7	5.37	14.3	5.17	13.8	4.96	12.8	4.73
	0	-0.7	16.6	5.27	15.7	5.10	14.7	4.98	14.3	4.79	13.8	4.60	12.8	4.39
	3	2.2	16.6	4.87	15.7	4.72	14.7	4.59	14.3	4.41	13.8	4.25	12.8	4.06
	5	4.1	16.6	4.60	15.7	4.46	14.7	4.33	14.3	4.16	13.8	4.01	12.8	3.83
	7	6	16.6	4.33	15.7	4.20	14.7	4.08	14.3	3.91	13.8	3.78	12.8	3.61
	9	7.9	16.6	4.06	15.7	3.94	14.7	3.83	14.3	3.67	13.8	3.55	12.8	3.39
11	9.8	16.6	3.77	15.7	3.66	14.7	3.55	14.3	3.40	13.8	3.29	12.8	3.14	
13	11.8	16.6	3.52	15.7	3.42	14.7	3.32	14.3	3.18	13.8	3.07	12.8	2.94	
15	13.7	16.6	3.31	15.7	3.22	14.7	3.12	14.3	2.99	13.8	2.89	12.8	2.76	

6. Capacity Tables

Combination (%)	Outdoor air temp		Indoor air temp. °C DB											
			16		18		20		21		22		24	
	°C DB	°C WB	TC	PI	TC	PI	TC	PI	TC	PI	TC	PI	TC	PI
70	-19.8	-20	13.9	7.32	13.3	7.36	12.5	7.09	12.1	6.72	11.8	6.39	11.0	6.06
	-18.8	-19	14.1	7.36	13.3	7.22	12.5	6.95	12.1	6.60	11.8	6.27	11.0	5.95
	-16.7	-17	14.1	7.06	13.3	6.92	12.5	6.67	12.1	6.33	11.8	6.02	11.0	5.71
	-13.7	-15	14.1	6.65	13.3	6.50	12.5	6.27	12.1	5.95	11.8	5.67	11.0	5.37
	-11.8	-13	14.1	6.38	13.3	6.24	12.5	6.02	12.1	5.71	11.8	5.45	11.0	5.16
	-9.8	-11	14.1	6.10	13.3	5.96	12.5	5.75	12.1	5.46	11.8	5.21	11.0	4.93
	-9.5	-10	14.1	6.06	13.3	5.92	12.5	5.71	12.1	5.42	11.8	5.18	11.0	4.90
	-8.5	-9.1	14.1	5.92	13.3	5.78	12.5	5.57	12.1	5.30	11.8	5.06	11.0	4.79
	-7	-7.6	14.1	5.71	13.3	5.57	12.5	5.37	12.1	5.11	11.8	4.88	11.0	4.62
	-5	-5.6	14.1	5.44	13.3	5.29	12.5	5.10	12.1	4.85	11.8	4.65	11.0	4.39
	-3	-3.7	14.1	5.16	13.3	5.01	12.5	4.84	12.1	4.60	11.8	4.41	11.0	4.17
	0	-0.7	14.1	4.74	13.3	4.59	12.5	4.43	12.1	4.22	11.8	4.06	11.0	3.83
	3	2.2	14.1	4.32	13.3	4.17	12.5	4.03	12.1	3.84	11.8	3.71	11.0	3.49
	5	4.1	14.1	4.05	13.3	3.89	12.5	3.76	12.1	3.59	11.8	3.47	11.0	3.27
	7	6	14.1	3.77	13.3	3.62	12.5	3.49	12.1	3.34	11.8	3.24	11.0	3.04
	9	7.9	14.1	3.40	13.3	3.27	12.5	3.16	12.1	3.01	11.8	2.92	11.0	2.75
11	9.8	14.1	3.17	13.3	3.04	12.5	2.94	12.1	2.81	11.8	2.72	11.0	2.56	
13	11.8	14.1	2.96	13.3	2.84	12.5	2.75	12.1	2.62	11.8	2.55	11.0	2.39	
15	13.7	14.1	2.79	13.3	2.68	12.5	2.59	12.1	2.47	11.8	2.40	11.0	2.26	
60	-19.8	-20	12.1	7.25	11.5	6.96	10.8	6.58	10.4	6.22	10.0	5.89	9.4	5.56
	-18.8	-19	12.1	7.10	11.5	6.82	10.8	6.44	10.4	6.09	10.0	5.77	9.4	5.45
	-16.7	-17	12.1	6.80	11.5	6.52	10.8	6.16	10.4	5.83	10.0	5.52	9.4	5.21
	-13.7	-15	12.1	6.36	11.5	6.09	10.8	5.76	10.4	5.46	10.0	5.17	9.4	4.88
	-11.8	-13	12.1	6.08	11.5	5.82	10.8	5.50	10.4	5.22	10.0	4.95	9.4	4.66
	-9.8	-11	12.1	5.79	11.5	5.53	10.8	5.24	10.4	4.97	10.0	4.72	9.4	4.44
	-9.5	-10	12.1	5.75	11.5	5.49	10.8	5.20	10.4	4.93	10.0	4.68	9.4	4.41
	-8.5	-9.1	12.1	5.60	11.5	5.35	10.8	5.06	10.4	4.81	10.0	4.56	9.4	4.29
	-7	-7.6	12.1	5.38	11.5	5.13	10.8	4.86	10.4	4.62	10.0	4.39	9.4	4.13
	-5	-5.6	12.1	5.09	11.5	4.85	10.8	4.59	10.4	4.37	10.0	4.15	9.4	3.90
	-3	-3.7	12.1	4.80	11.5	4.56	10.8	4.32	10.4	4.12	10.0	3.92	9.4	3.68
	0	-0.7	12.1	4.36	11.5	4.13	10.8	3.92	10.4	3.74	10.0	3.57	9.4	3.34
	3	2.2	12.1	3.92	11.5	3.70	10.8	3.52	10.4	3.37	10.0	3.22	9.4	3.01
	5	4.1	12.1	3.63	11.5	3.42	10.8	3.25	10.4	3.12	10.0	2.99	9.4	2.78
	7	6	12.1	3.34	11.5	3.13	10.8	2.98	10.4	2.87	10.0	2.75	9.4	2.56
	9	7.9	12.1	2.98	11.5	2.79	10.8	2.66	10.4	2.56	10.0	2.45	9.4	2.28
11	9.8	12.1	2.78	11.5	2.61	10.8	2.49	10.4	2.39	10.0	2.29	9.4	2.13	
13	11.8	12.1	2.61	11.5	2.44	10.8	2.33	10.4	2.24	10.0	2.15	9.4	2.00	
15	13.7	12.1	2.46	11.5	2.31	10.8	2.20	10.4	2.12	10.0	2.03	9.4	1.89	
50	-19.8	-20	10.1	6.01	9.5	5.67	9.0	5.36	8.7	5.06	8.4	4.79	7.8	4.53
	-18.8	-19	10.1	5.88	9.5	5.55	9.0	5.25	8.7	4.96	8.4	4.69	7.8	4.43
	-16.7	-17	10.1	5.62	9.5	5.30	9.0	5.02	8.7	4.74	8.4	4.49	7.8	4.24
	-13.7	-15	10.1	5.25	9.5	4.95	9.0	4.69	8.7	4.43	8.4	4.21	7.8	3.97
	-11.8	-13	10.1	5.02	9.5	4.73	9.0	4.48	8.7	4.24	8.4	4.03	7.8	3.80
	-9.8	-11	10.1	4.77	9.5	4.49	9.0	4.26	8.7	4.03	8.4	3.84	7.8	3.62
	-9.5	-10	10.1	4.73	9.5	4.46	9.0	4.23	8.7	4.00	8.4	3.81	7.8	3.59
	-8.5	-9.1	10.1	4.61	9.5	4.34	9.0	4.12	8.7	3.90	8.4	3.71	7.8	3.50
	-7	-7.6	10.1	4.42	9.5	4.17	9.0	3.96	8.7	3.75	8.4	3.57	7.8	3.36
	-5	-5.6	10.1	4.18	9.5	3.93	9.0	3.74	8.7	3.54	8.4	3.38	7.8	3.18
	-3	-3.7	10.1	3.93	9.5	3.70	9.0	3.52	8.7	3.34	8.4	3.19	7.8	3.00
	0	-0.7	10.1	3.56	9.5	3.34	9.0	3.19	8.7	3.03	8.4	2.90	7.8	2.72
	3	2.2	10.1	3.19	9.5	2.99	9.0	2.87	8.7	2.72	8.4	2.62	7.8	2.45
	5	4.1	10.1	2.94	9.5	2.76	9.0	2.65	8.7	2.51	8.4	2.43	7.8	2.27
	7	6	10.1	2.70	9.5	2.52	9.0	2.43	8.7	2.31	8.4	2.24	7.8	2.09
	9	7.9	10.1	2.43	9.5	2.28	9.0	2.20	8.7	2.09	8.4	2.02	7.8	1.89
11	9.8	10.1	2.28	9.5	2.13	9.0	2.05	8.7	1.95	8.4	1.89	7.8	1.76	
13	11.8	10.1	2.14	9.5	2.00	9.0	1.93	8.7	1.83	8.4	1.78	7.8	1.66	
15	13.7	10.1	2.02	9.5	1.89	9.0	1.82	8.7	1.73	8.4	1.68	7.8	1.57	

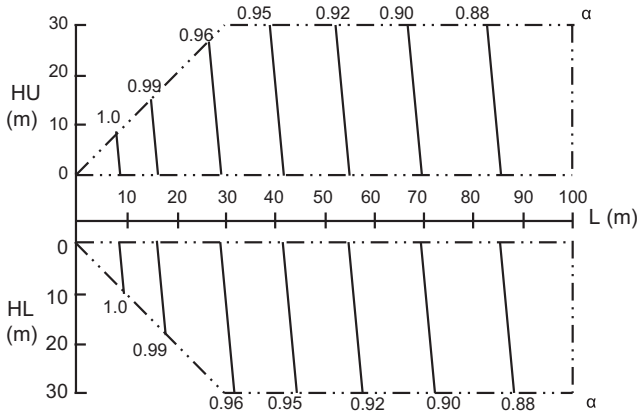
Note

1. TC: Total Capacity(kW), PI : Power Input(kW, Comp. + Outdoor fan motor)
2. Capacity tables show the average value of conditions which may occur.

7. Capacity Correction Factor

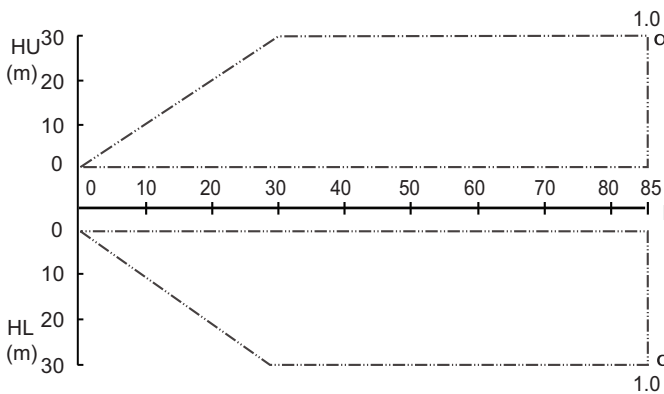
7.1 Capacity Correction Factor

7.1.1 Rate of change in Cooling capacity



HU(m)	30	-	-	-	-	0.94	0.93	0.92	0.90	0.89	0.88	0.86
20	-	-	-	0.97	0.94	0.93	0.92	0.90	0.89	0.88	0.86	
10	-	0.99	0.98	0.97	0.94	0.93	0.92	0.90	0.89	0.88	0.86	
7.5	1.00	0.99	0.98	0.97	0.94	0.93	0.92	0.90	0.89	0.88	0.86	
0	1.00	0.99	0.98	0.97	0.94	0.93	0.93	0.90	0.89	0.89	0.86	
HL(m)	0	7.5	10	20	30	40	50	60	70	80	90	100
0	1.00	0.99	0.98	0.97	0.94	0.93	0.93	0.90	0.89	0.89	0.86	
7.5	1.00	0.99	0.98	0.97	0.94	0.93	0.93	0.90	0.89	0.89	0.86	
10	-	0.99	0.98	0.98	0.94	0.93	0.93	0.90	0.89	0.89	0.86	
20	-	-	-	0.98	0.94	0.94	0.93	0.90	0.89	0.89	0.87	
30	-	-	-	-	0.95	0.94	0.93	0.90	0.9	0.89	0.87	

7.1.2 Rate of change in Heating capacity



HU(m)	30	-	-	-	1.00	1.00	1.00	1.00	1.00	1.00	1.00	1.00
20	-	-	1.00	1.00	1.00	1.00	1.00	1.00	1.00	1.00	1.00	1.00
10	-	1.00	1.00	1.00	1.00	1.00	1.00	1.00	1.00	1.00	1.00	1.00
7.5	1.00	1.00	1.00	1.00	1.00	1.00	1.00	1.00	1.00	1.00	1.00	1.00
0	1.00	1.00	1.00	1.00	1.00	1.00	1.00	1.00	1.00	1.00	1.00	1.00
HL(m)	0	7.5	10	20	30	40	50	60	70	80	85	
0	1.00	1.00	1.00	1.00	1.00	1.00	1.00	1.00	1.00	1.00	1.00	1.00
7.5	1.00	1.00	1.00	1.00	1.00	1.00	1.00	1.00	1.00	1.00	1.00	1.00
10	-	1.00	1.00	1.00	1.00	1.00	1.00	1.00	1.00	1.00	1.00	1.00
20	-	-	1.00	1.00	1.00	1.00	1.00	1.00	1.00	1.00	1.00	1.00
30	-	-	-	1.00	1.00	1.00	1.00	1.00	1.00	1.00	1.00	1.00

Symbols

HU : Level difference between indoor and outdoor units where outdoor unit in upper position (m)

HL : Level difference between indoor and outdoor units where outdoor unit in lower position (m)

L : Equivalent pipe length (m)

α : Capacity correction factor

7. Capacity Correction Factor

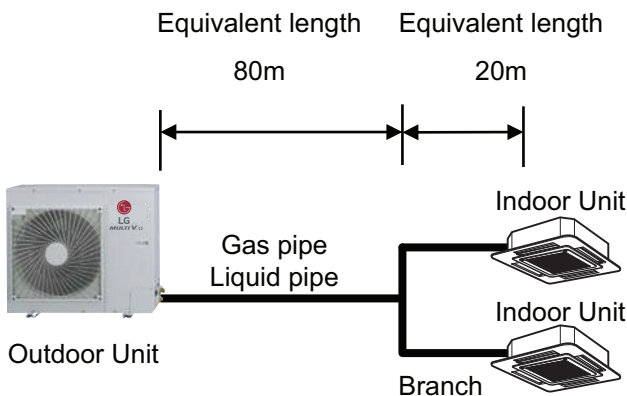
Note

1. These figures illustrate the rate of change in capacity of a standard indoor unit system at maximum load under standard conditions. (Moreover, under partial load conditions there is only a minor deviation from the rate of change in capacity shown in the above figures.)
2. With this outside unit, evaporating pressure constant control when cooling, and condensing pressure constant control when heating is carried out.
3. If heat insulation of piping is insufficient, heat loss will become larger and capacity will decrease.
4. Method of calculating cooling / heating capacity : maximum cooling / heating capacity of outside units = cooling / heating capacity of outside units obtained from capacity table X capacity correction factor due to piping length to the farthest indoor unit
5. Equivalent piping length for Y Branch and other pipes can be calculated with following table.

mm (inch)	Ø6.35 (1/4)	Ø9.52 (3/8)	Ø12.7 (1/2)	Ø15.8 8 (5/8)	Ø19.0 5 (3/4)	Ø22.2 (7/8)	Ø25.4 (1)	Ø28.58 (1-1/8)	Ø31.8 (1-1/4)	Ø34.9 (1-3/8)	Ø38.1 (1-1/2)	Ø41.3 (1-5/8)	Ø44.5 (1-3/4)	Ø53.98 (2-1/8)
Elbow (m)	0.16	0.18	0.2	0.25	0.35	0.4	0.45	0.5	0.55	0.6	0.65	0.7	0.75	0.85
Y Branch (m)	0.5													
Header (m)	1													

6. When the equivalent length between outdoor unit and the farthest indoor unit is 90m or more, the diameter of main pipe must be increased. (Liquid and Gas pipes are increased.)
Refer to the table (Refrigerant pipe diameter from outdoor unit to first branch.) in the 'installation of outdoor units' part.
7. Read cooling / heating capacity rate of change in the above figures based on the following equivalent length. : overall equivalent length = (equivalent length of main pipe) X correction factor + (equivalent length after first branching)

Rate of change (object piping)	Correction factor	
	standard size	size increase
Cooling(Gas pipe)	1	0.5
Heating(Liquid pipe)	1	0.2



- (Cooling) Overall equivalent length = 80 m x 0.5 + 20 m = 60 m
- (Heating) Overall equivalent length = 80 m x 0.2 + 20 m = 36 m

The rate of change in Cooling capacity when HU = 0m is thus approximately 0.93
 Heating capacity when HU = 0m is thus approximately 1.00

7. Capacity Correction Factor

7.2 Defrosting Correction Factor for Heating Operation

The capacity table does not consider reduction in capacity when frost has accumulated or during defrosting.

The capacity values considered these factors, in other words the integrated heating capacity values, can be obtained as follows:

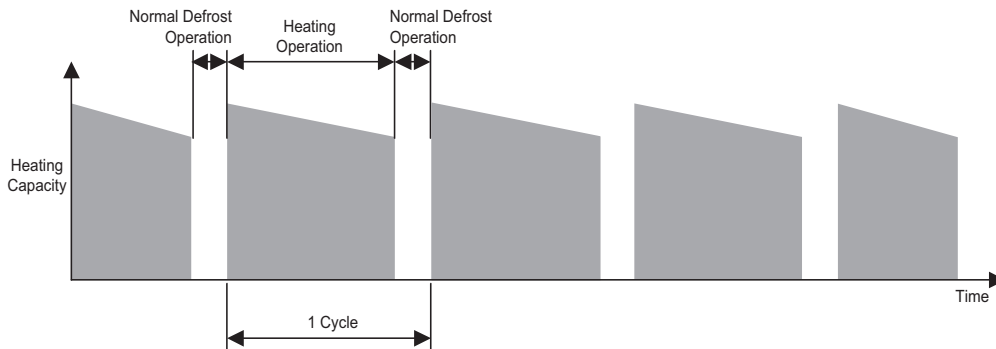
[Formula]

- Integrated Heating capacity = A
- Value given in table of capacity characteristics = B
- Integrated correction factor for frost accumulation = C
- $A=B \times C$

[Correction factor for finding integrated Heating capacity]

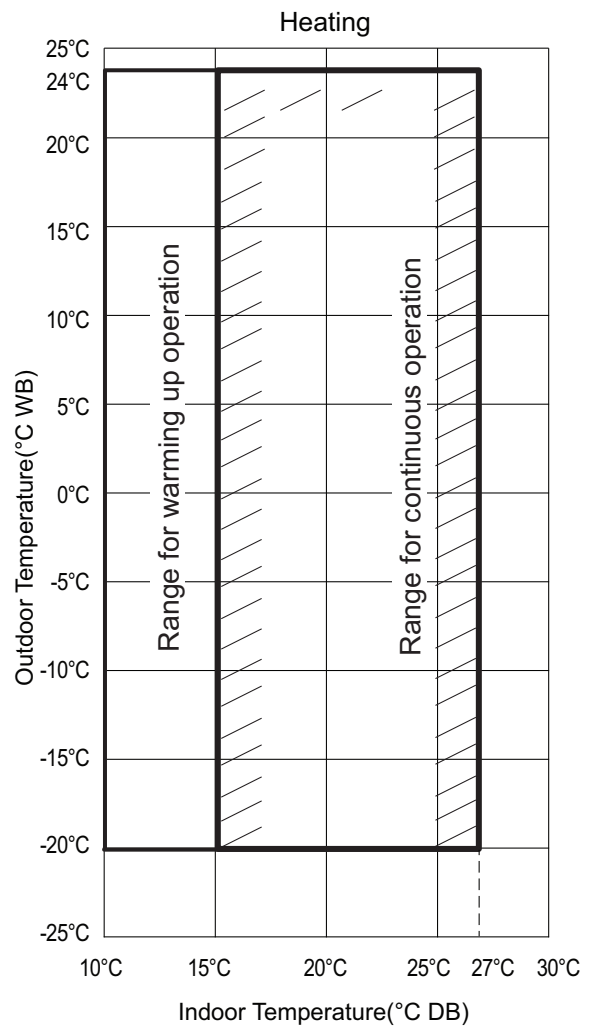
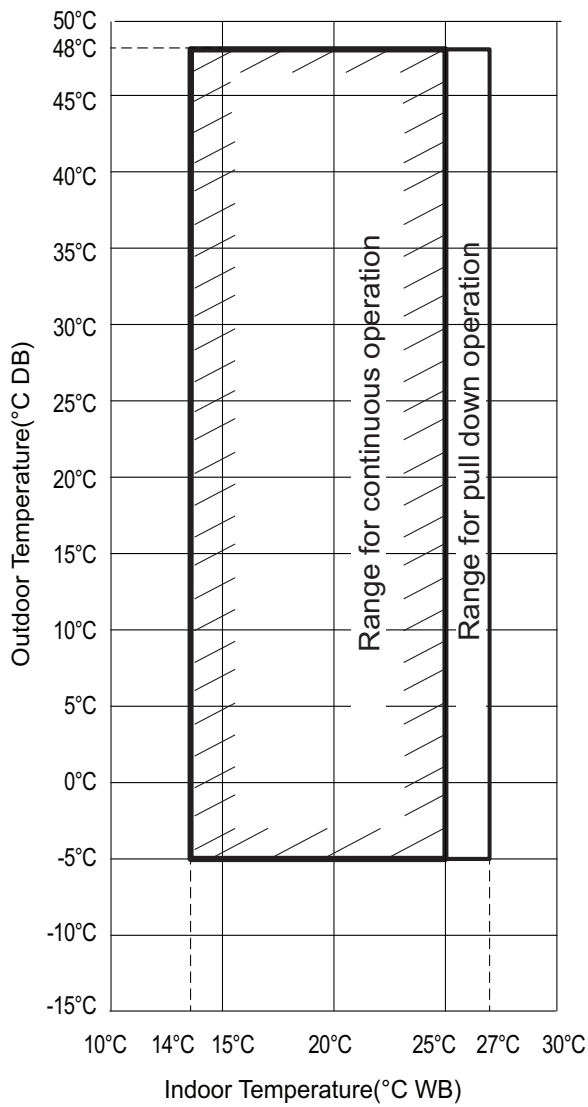
Inlet Port Temperature of Heat Exchange (°C, RH 85%)	-7	-5	-3	0	3	5	7
Integrated Correction Factor for Frost Accumulation (Normal Defrost Operation)	0.98	0.95	0.93	0.86	0.93	0.96	1.0

◆ Normal Defrost Operation



Please note that there will be temporary reduction in capacity when snow piles up on the outside surface of the heat exchanger. Of course, it will be different in degree depending on a number of other factors, for example, the outdoor temperature(°CDB), the relative humidity(RH) and the frosting amount.

8. Operation Limits



Note

These figures assume the following operating conditions:

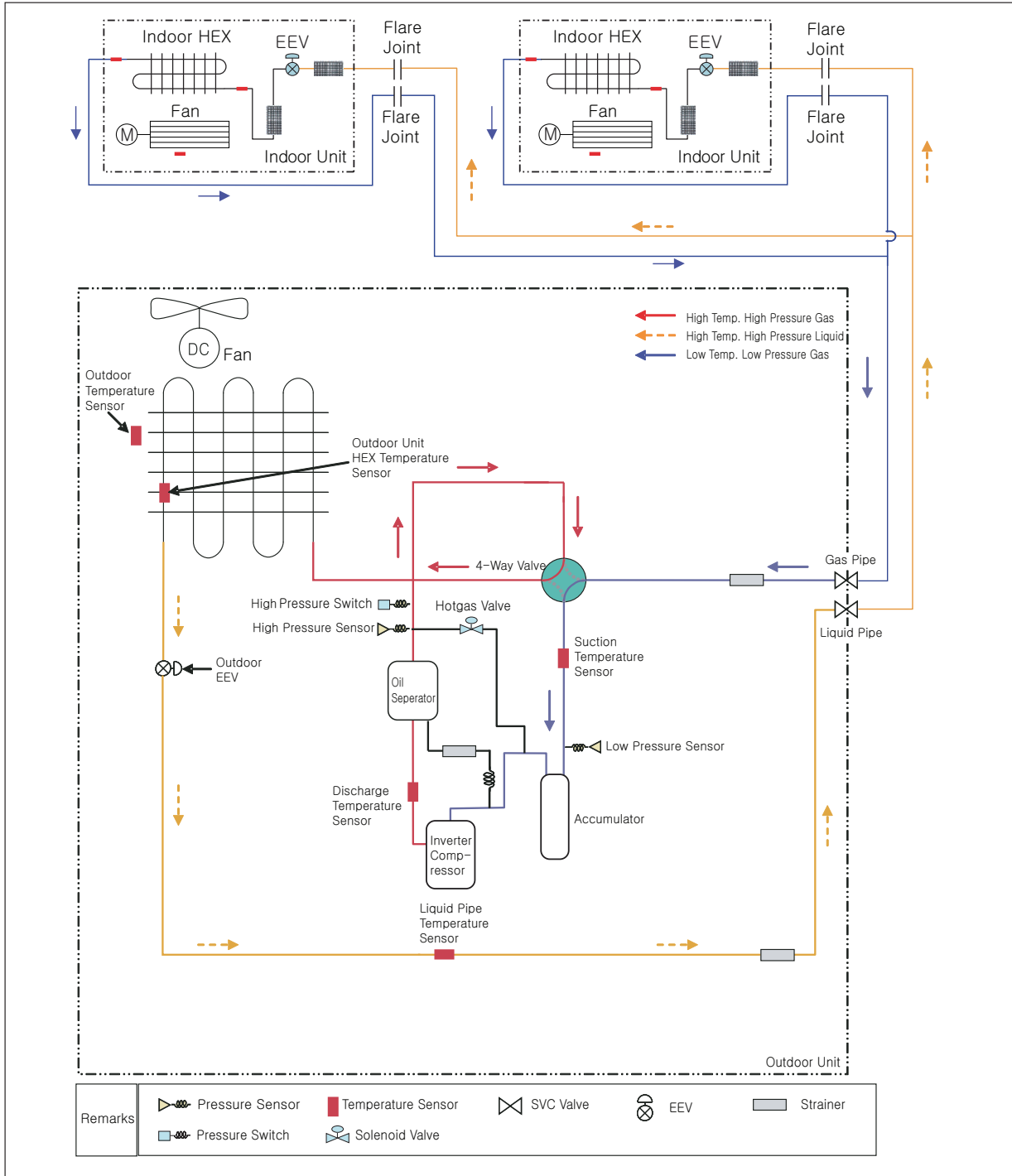
Equivalent piping length:7.5m

Level difference:0m

9. Piping Diagrams

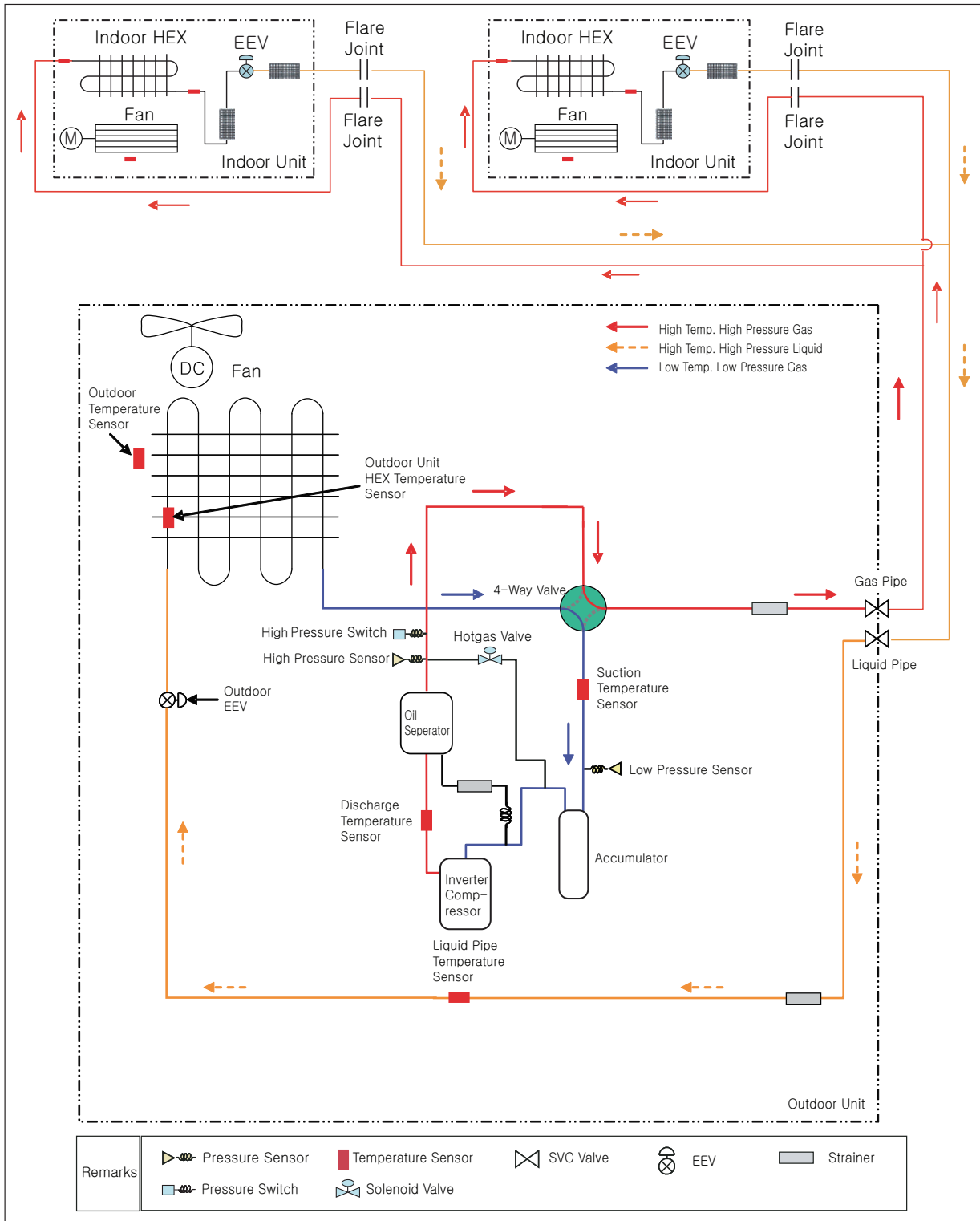
9.1 3 / 4 / 5 / 6 HP U4 Chassis

■ Cooling Operation



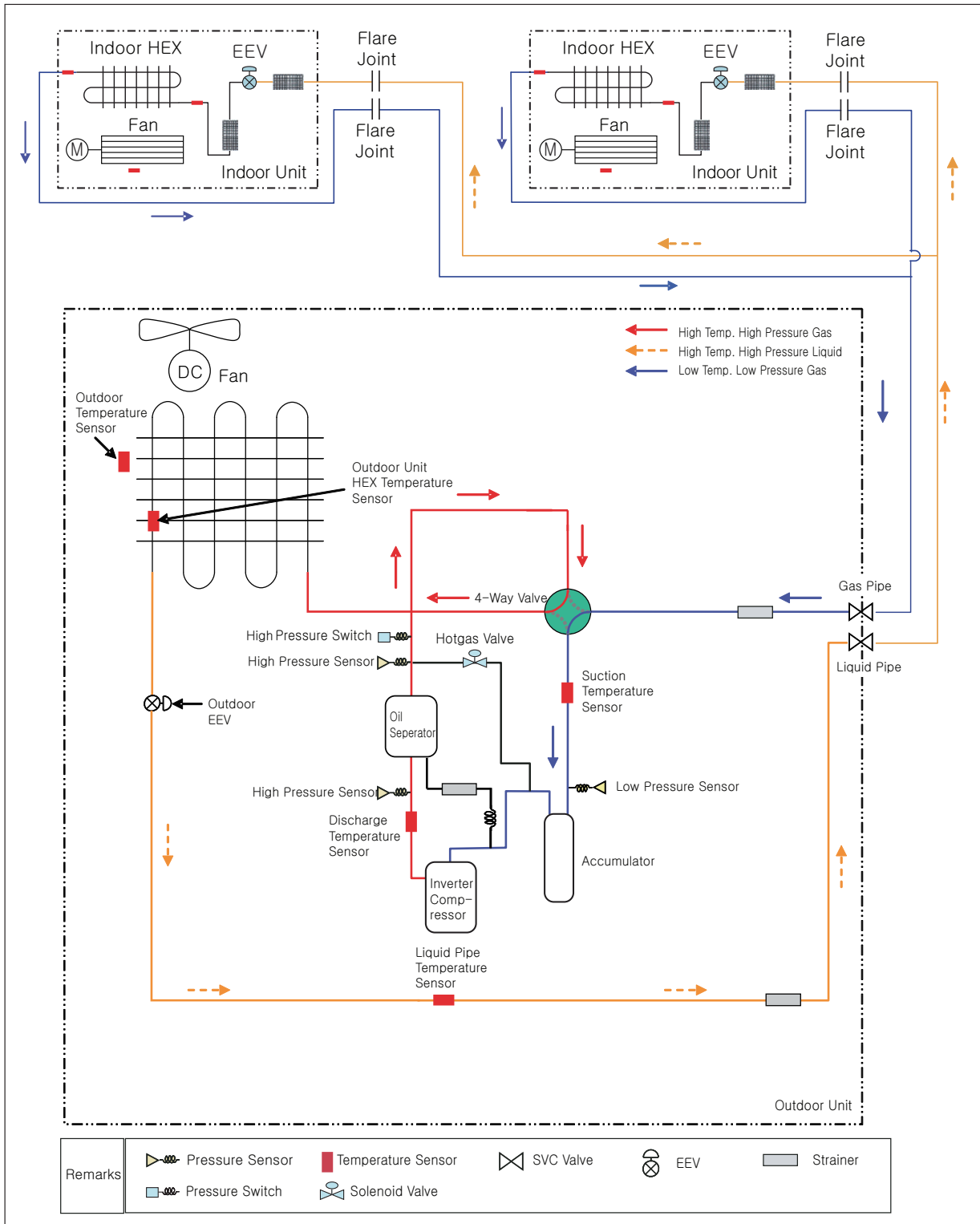
9. Piping Diagrams

■ Heating Operation



9. Piping Diagrams

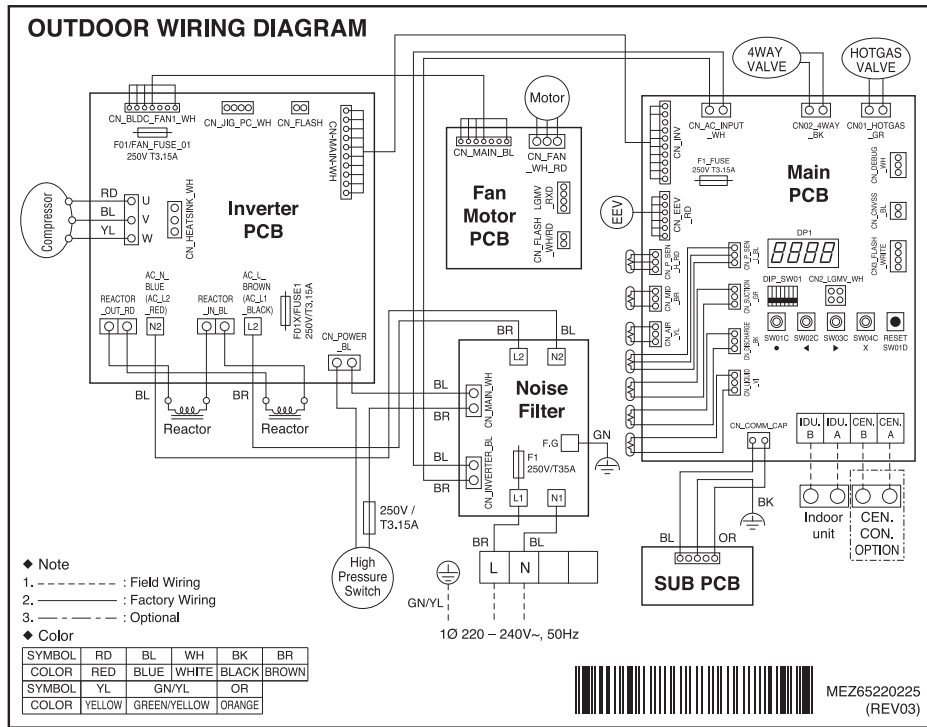
Oil Return / Defrost Operation



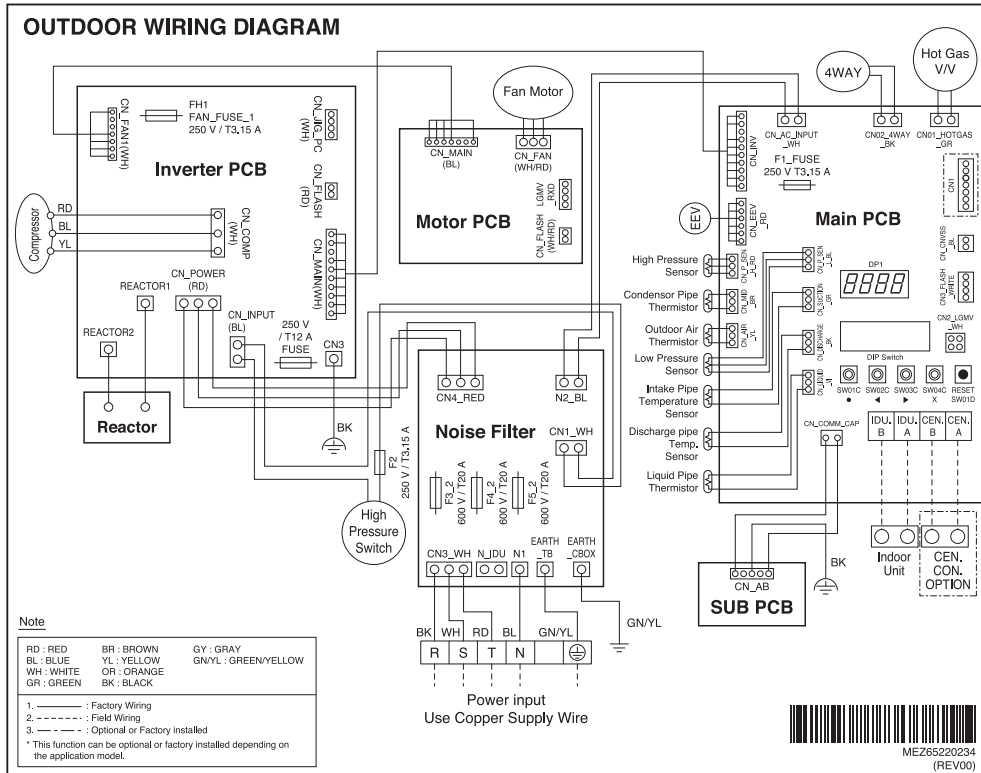
10. Wiring Diagrams

10.1 3 / 4 / 5 / 6 HP U4 Chassis

◆ 1 Phase



◆ 3 Phase

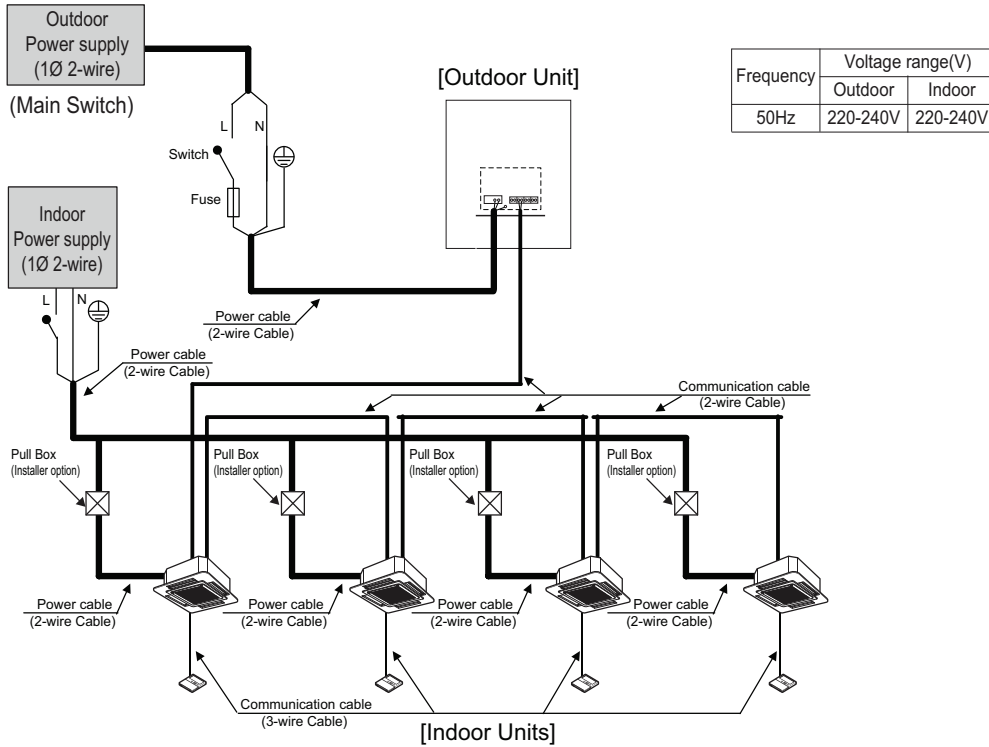


11. Field Wiring

11.1 50Hz (1 Phase)

■ Example Connection of Communication Cable

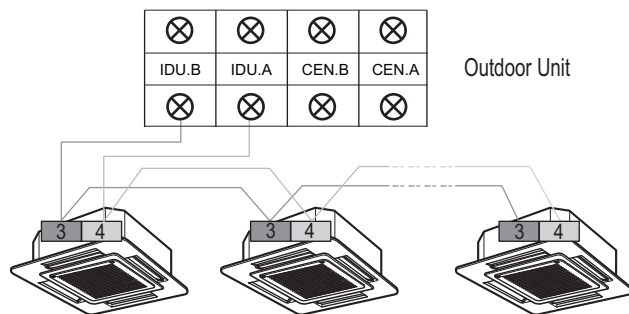
◆ Single Outdoor Unit



⚠ WARNING

- Indoor Unit ground Lines are required for preventing electrical shock accident during current leakage, Communication disorder by noise effect and motor current leakage (without connection to pipe).
 - Don't install an individual switch or electrical outlet to disconnect each of indoor unit separately from the power supply.
 - Install the main switch that can interrupt all the power sources in an integrated manner because this system consists of the equipment utilizing the multiple power sources.
 - If there exists the possibility of reversed phase, lose phase, momentary blackout or the power goes on and off while the product is operating, attach a reversed phase protection circuit locally.
- Running the product in reversed phase may break the compressor and other parts.

Between Indoor and Outdoor unit

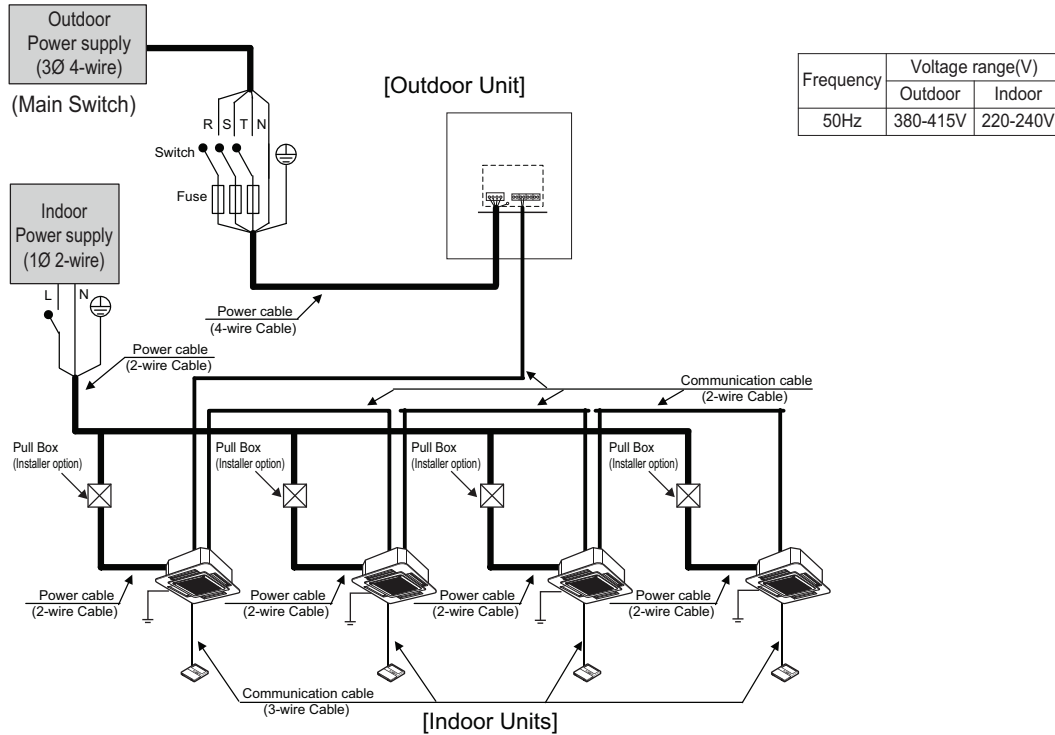


11. Field Wiring

11.2 50Hz (3 Phase)

■ Example Connection of Communication Cable

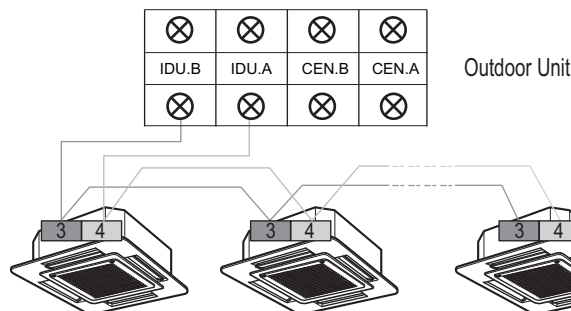
◆ Single Outdoor Unit



⚠ WARNING

- Indoor Unit ground Lines are required for preventing electrical shock accident during current leakage, Communication disorder by noise effect and motor current leakage (without connection to pipe).
- Don't install an individual switch or electrical outlet to disconnect each of indoor unit separately from the power supply.
- Install the main switch that can interrupt all the power sources in an integrated manner because this system consists of the equipment utilizing the multiple power sources.
- If there exists the possibility of reversed phase, lose phase, momentary blackout or the power goes on and off while the product is operating, attach a reversed phase protection circuit locally.
Running the product in reversed phase may break the compressor and other parts.

Between Indoor and Outdoor unit



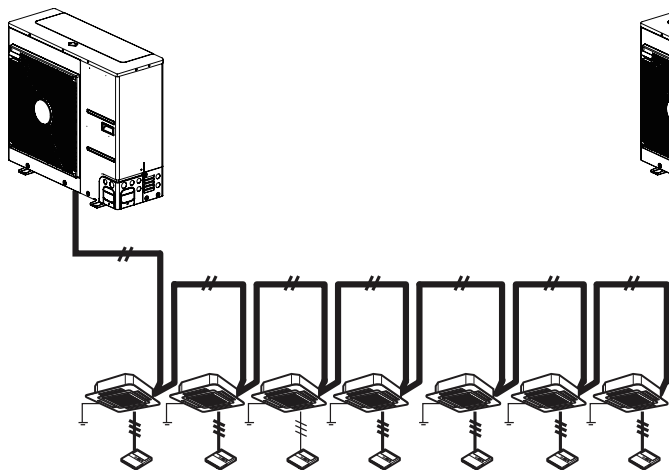
The GND terminal at the main PCB is a '-' terminal for day contact, it is not the point to make ground connection.

11. Field Wiring

■ Example Connection of Communication Cable

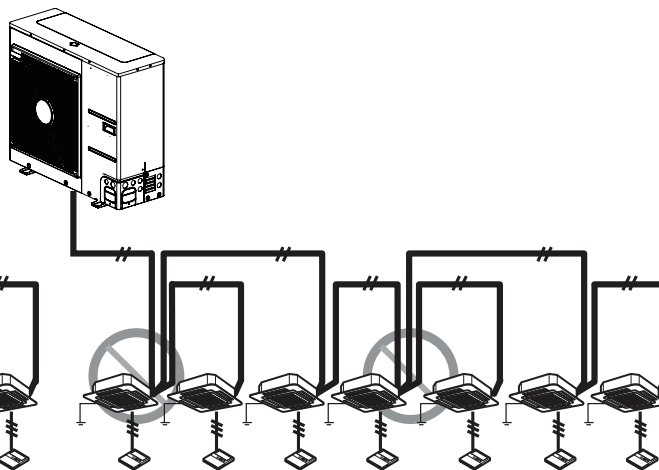
[BUS type]

- Connection of communication cable must be installed like below figure between indoor unit to outdoor unit.



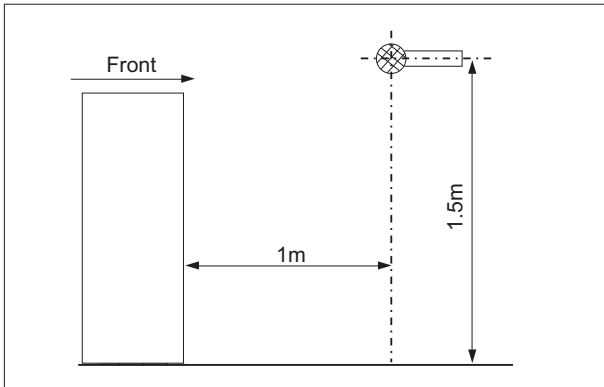
[STAR type]

- Abnormal operation can be caused by communication defect, when connection of communication cable is installed like below figure (STAR type).



12. Sound Levels

12.1 Sound Pressure Levels



Note

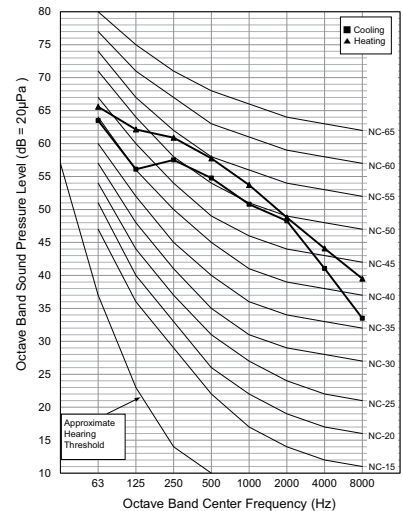
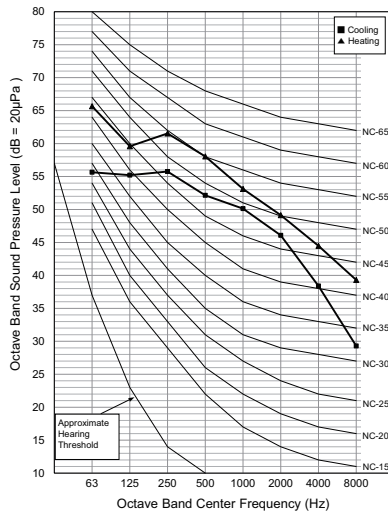
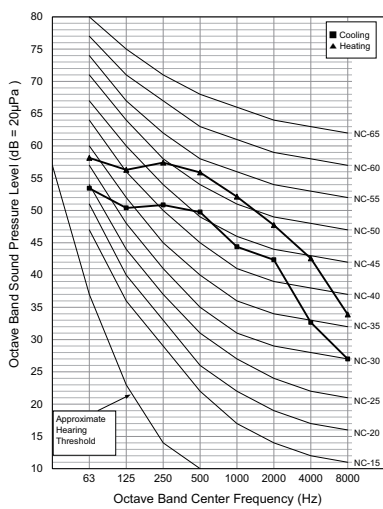
- 1.Data is valid at free field condition.
- 2.Reference acoustic pressure 0dB = 20μPa.
- 3.Data is valid at nominal operation condition.
Refer to the Model Specifications for nominal conditions(Power source and Ambient temperature, etc)
- 4.Sound levels can be increased in accordance with installation and operating conditions. (Operating conditions include some functional condition like Static pressure mode, air guide use, Room target temperature setting, etc and these functions are different in accordance with each model.)
- 5.Sound level will vary depending on a range of factors such as the construction(acoustic absorption coefficient) of particular room in which the equipment is installed.
- 6.Sound pressure level is measured on the rated condition in the anechoic rooms by ISO 3745 standard.
Therefore, these values can be increased owing to ambient conditions during operation.

Model	Sound Pressure Levels [dB(A)]	
	Cooling	Heating
ZRUN030GSS0 / ZRUN030LSS0	51.0	55.0
ZRUN040GSS0 / ZRUN040LSS0	51.0	55.0
ZRUN050GSS0 / ZRUN050LSS0	57.0	60.0
ZRUN060GSS0 / ZRUN060LSS0	57.0	60.0

**ZRUN030GSS0 / ZRUN030LSS0
ZRUN040GSS0 / ZRUN040LSS0**

ZRUN050GSS0 / ZRUN050LSS0

ZRUN060GSS0 / ZRUN060LSS0



12. Sound Levels

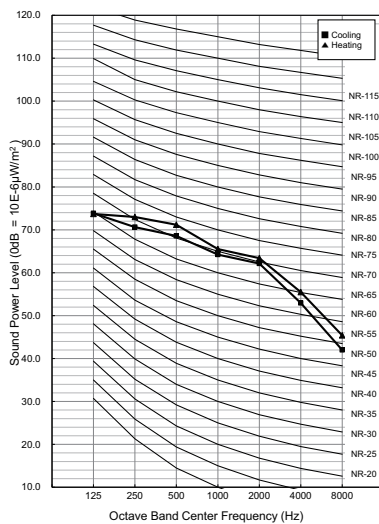
12.2 Sound Power Levels

Note

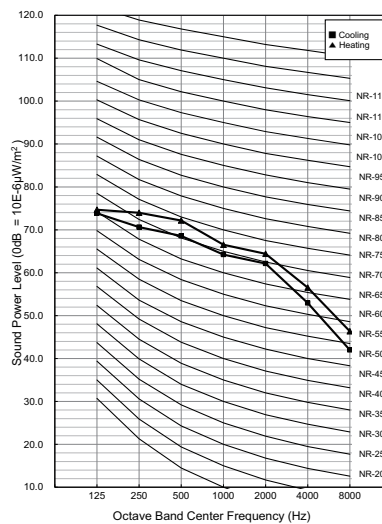
1. Data is valid at diffuse field condition.
2. Data is valid at nominal operation condition.
Refer to the Model Specifications for nominal conditions(Power source and Ambient temperature, etc)
3. Sound level can be increased in static pressure mode or used air guide.
4. Sound level will vary depending on a range of factors such as the construction (acoustic absorption coefficient).
5. Reference acoustic intensity 0dB = 10E-6μW/m²
6. Sound power level is measured on the rated condition in the semi-anechoic rooms by ISO 9614 standard.
Therefore, these values can be increased owing to ambient conditions during operation.

Model	Sound Power Levels [dB(A)]	
	Cooling	Heating
ZRUN030GSS0 / ZRUN030LSS0	67.0	70.0
ZRUN040GSS0 / ZRUN040LSS0	67.0	71.0
ZRUN050GSS0 / ZRUN050LSS0	70.0	74.0
ZRUN060GSS0 / ZRUN060LSS0	71.0	75.0

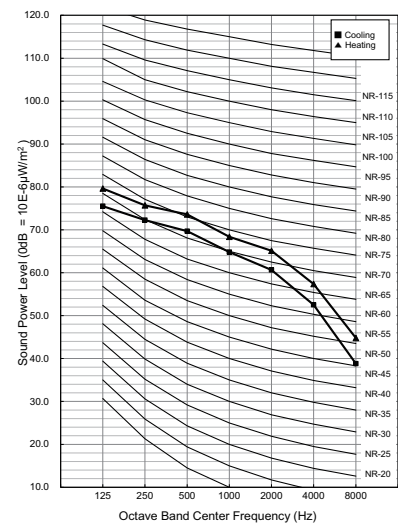
ZRUN030GSS0 / ZRUN030LSS0



ZRUN040GSS0 / ZRUN040LSS0

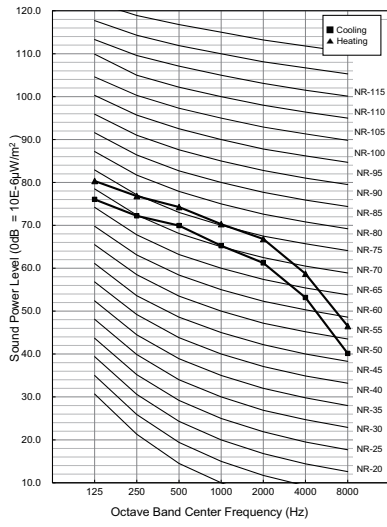


ZRUN050GSS0 / ZRUN050LSS0



12. Sound Levels

ZRUN060GSS0 / ZRUN060LSS0



12. Sound Levels

12.3 Night Low Noise Operation

Model	Type	Mode	Dip Switch		
			op1~op3, op10	op4~op6, op11	op7~op9, op12
ZRUN030GSS0 ZRUN030LSS0	SPL [dB(A)]	Cooling	48.0	47.0	46.0
		Heating	52.0	51.0	50.0
	PWL [dB(A)]	Cooling	64.0	63.0	62.0
		Heating	67.0	66.0	65.0
	Capacity [%]	Cooling / Heating	90	80	75
ZRUN040GSS0 ZRUN040LSS0	SPL [dB(A)]	Cooling	48.0	47.0	46.0
		Heating	52.0	51.0	50.0
	PWL [dB(A)]	Cooling	64.0	63.0	62.0
		Heating	68.0	67.0	66.0
	Capacity [%]	Cooling / Heating	80	70	65
ZRUN050GSS0 ZRUN050LSS0	SPL [dB(A)]	Cooling	51.0	50.0	49.0
		Heating	54.0	53.0	52.0
	PWL [dB(A)]	Cooling	64.0	63.0	62.0
		Heating	68.0	67.0	66.0
	Capacity [%]	Cooling / Heating	70	65	60
ZRUN060GSS0 ZRUN060LSS0	SPL [dB(A)]	Cooling	51.0	50.0	49.0
		Heating	54.0	53.0	52.0
	PWL [dB(A)]	Cooling	65.0	64.0	63.0
		Heating	69.0	68.0	67.0
	Capacity [%]	Cooling / Heating	65	60	55

Note

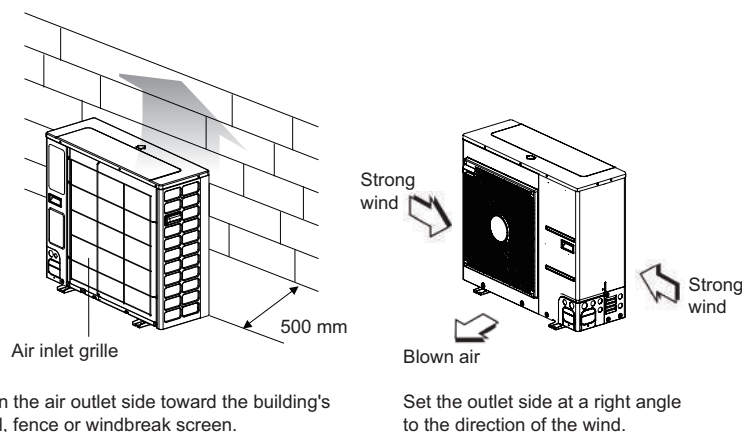
- Data is valid at rated test condition.
- Sound level will vary depending on a range of factors such as the construction(acoustic absorption coefficient) of particular room in which the equipment is installed.
- In Night Low Noise Control, Capacity is tested at standard condition and 100% combination ratio. And It will be vary depending on combination idu, environment and so on.
- Refer to manual for setting dip switch of additional function.

Installation of Outdoor Units

- 1. Select the Best Location**
- 2. Installation Space**
- 3. Lifting Method**
- 4. Installation**
- 5. Refrigerant Piping Installation**
- 6. Refrigerant Piping System**
- 7. Electrical Wiring**
- 8. Setting the Function**

1. Select the Best Location

1. Select space for installing outdoor unit, which will meet the following conditions:
 - No direct thermal radiation from other heat sources
 - No possibility of annoying neighbors by noise from unit
 - No exposition to strong wind
 - With strength which bears weight of unit
 - Note that drain flows out of unit when heating
 - With space for air passage and service work shown next
 - Because of the possibility of fire, do not install unit to the space where generation, inflow, stagnation, and leakage of combustible gas is expected.
 - Avoid unit installation in a place where acidic solution and spray (sulfur) are often used.
 - Do not use unit under any special environment where oil, steam and sulfuric gas exist.
 - It is recommended to fence round the outdoor unit in order to prevent any person or animal from accessing the outdoor unit.
 - If installation site is area of heavy snowfall, then the following directions should be observed.
 - Make the foundation as high as possible.
 - Fit a snow protection hood.
2. Select installation location considering following conditions to avoid bad condition when additionally performing defrost operation.
 - Install the outdoor unit at a place well ventilated and having a lot of sunshine in case of installing the product at a place with a high humidity in winter (near beach, coast, lake, etc).
(Ex) Rooftop where sunshine always shines.
 - Performance of heating will be reduced and pre-heat time of the indoor unit may be lengthened in case of installing the outdoor unit in winter at following location:
 - Shade position with a narrow space
 - Location with much moisture in neighboring floor.
 - Location with much humidity around.
 - Location where ventilation is good.
It is recommended to install the outdoor unit at a place with a lot of sunshine as possible as.
 - Location where water gathers since the floor is not even.
3. When installing the outdoor unit in a place that is constantly exposed to a strong wind like a coast or on a high story of a building, secure a normal fan operation by using a duct or a wind shield.
 - Install the unit so that its discharge port faces to the wall of the building.
Keep a distance 500mm or more between the unit and the wall surface.
 - Supposing the wind direction during the operation season of the air conditioner, install the unit so that the discharge port is set at right angle to the wind direction.



※ Outdoor unit is representative. Actual appearance of outdoor unit may be different but clearances will stay the same.

1. Select the Best Location

◆ Seasonal wind and cautions in winter

- Sufficient measures are required in a snow area or severe cold area in winter so that product can be operated well.
- Get ready for seasonal wind or snow in winter even in other areas.
- Install a suction and discharge duct not to let in snow or rain.
- Install the outdoor unit not to come in contact with snow directly. If snow piles up and freezes on the air suction hole, the system may malfunction. If it is installed at snowy area, attach the hood to the system.
- The raised support platform must be high enough to allow the unit to remain above possible snow drifts, and must be higher than the maximum anticipated snowfall for the location

Note

1. Don't install the suction hole and discharge hole of the Outdoor unit facing the seasonal wind.
-

2. Installation Space

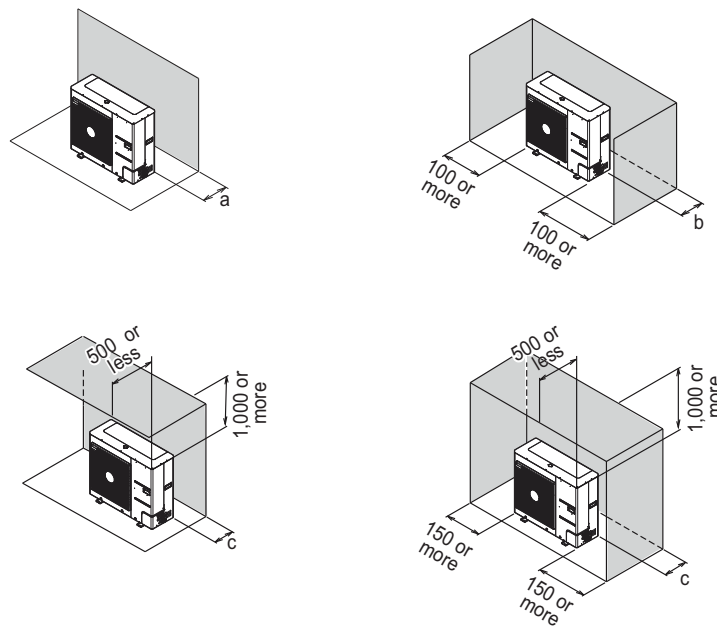
- The following values are the least space for installation.
If any service area is needed for service according to field circumstance, obtain enough service space.
- The unit of values is mm.

2.1 Individual Installation

■ In case of obstacles on the suction side

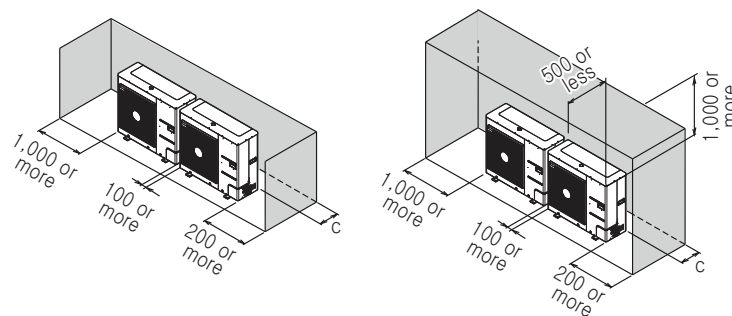
1. Stand alone installation

[Unit:mm]



2. Collective installation

[Unit:mm]



Chassis code	U4 Chassis
a	100 or more
b	100 or more
c	300 or more

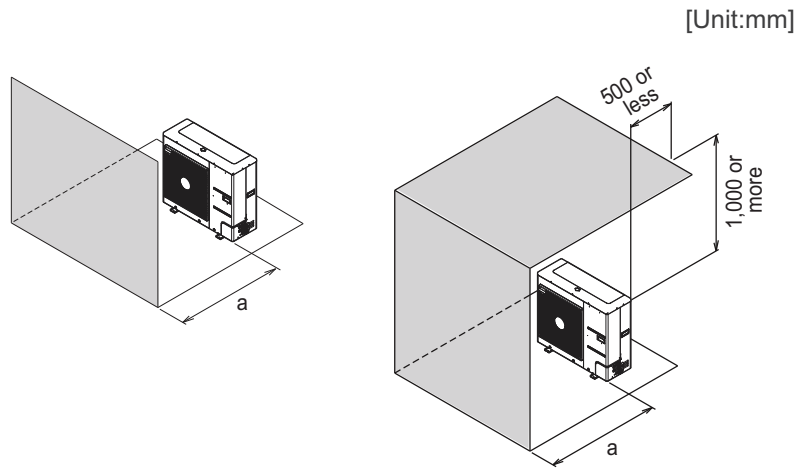
Note

- Depending on the sales region or product type, external appearance and applicability of each "Chassis" might be varied.

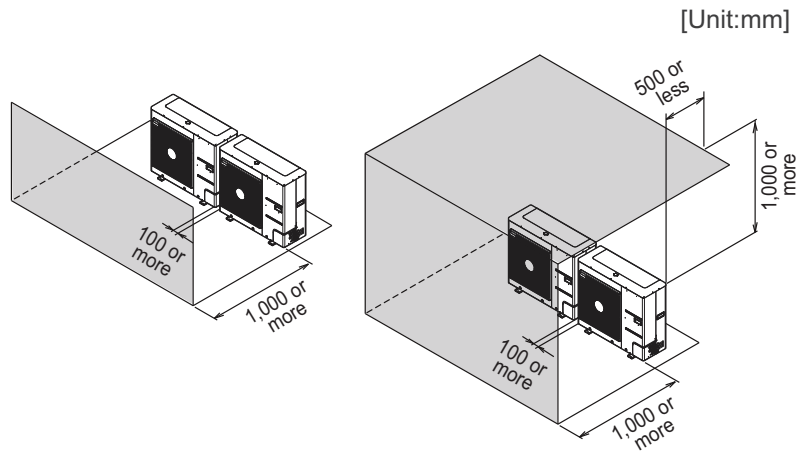
2. Installation Space

■ In case of obstacles on the discharge side

1. Stand alone installation



2. Collective installation



Chassis code	U4 Chassis
a	500 or more
Note	
• Depending on the sales region or product type, external appearance and applicability of each "Chassis" might be varied.	

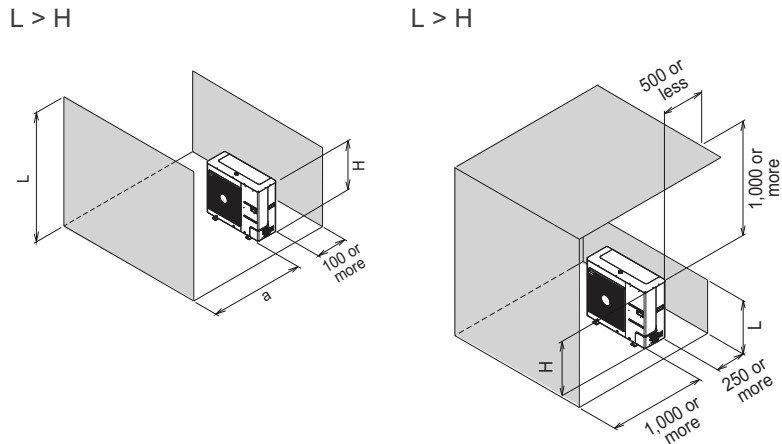
2. Installation Space

■ In case of obstacles on the suction and the discharge side

- Obstacle height of discharge side is higher than the unit

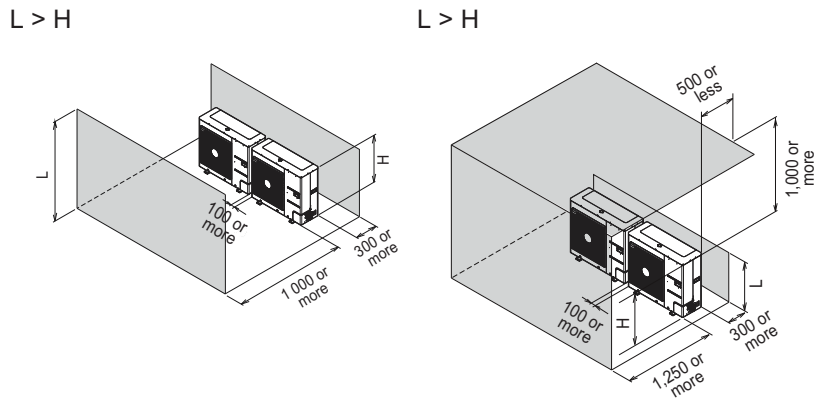
1. Stand alone installation

[Unit:mm]



2. Collective installation

[Unit:mm]

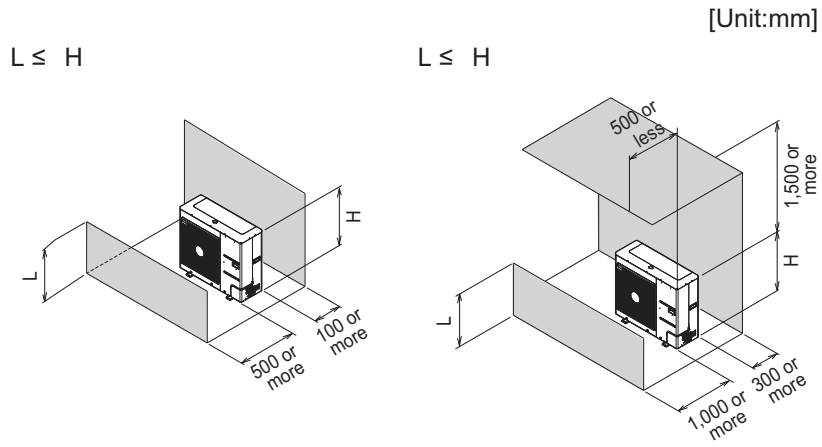


Chassis code	U4 Chassis
a	500 or more
Note	
• Depending on the sales region or product type, external appearance and applicability of each "Chassis" might be varied.	

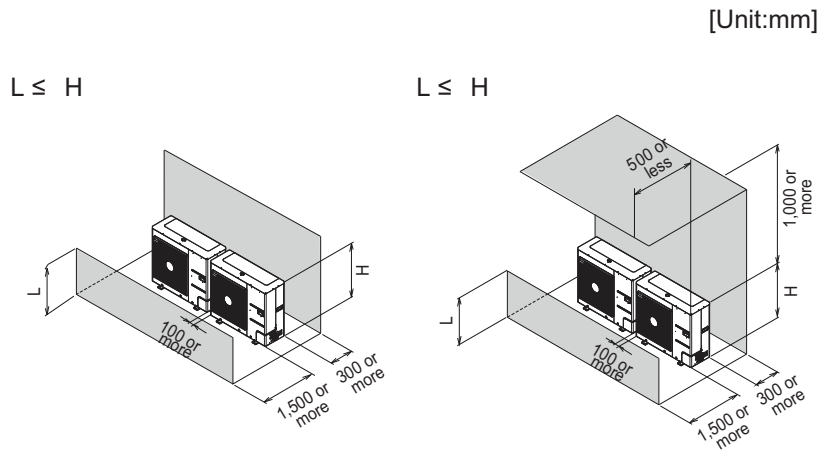
2. Installation Space

- Obstacle height of discharge side is lower than the unit

1. Stand alone installation



2. Collective installation

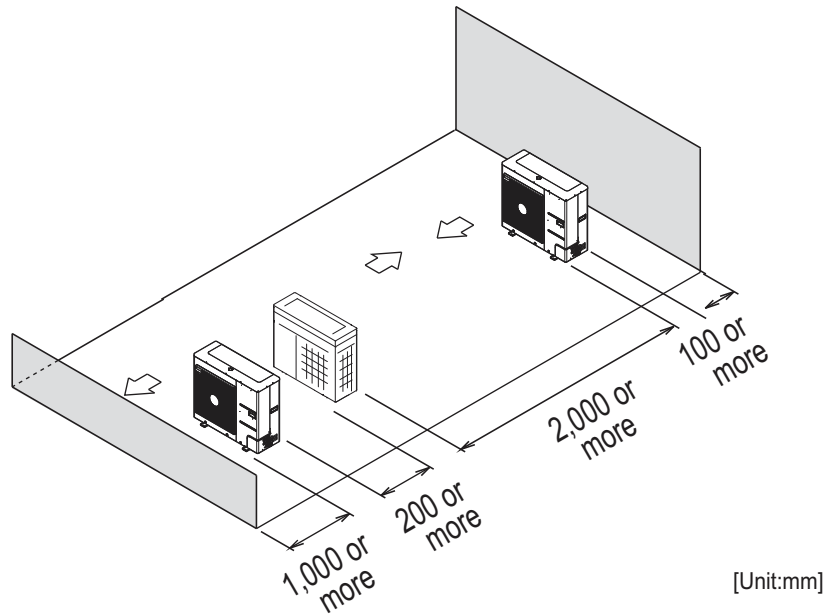


2. Installation Space

2.2 Collective / continuous installation

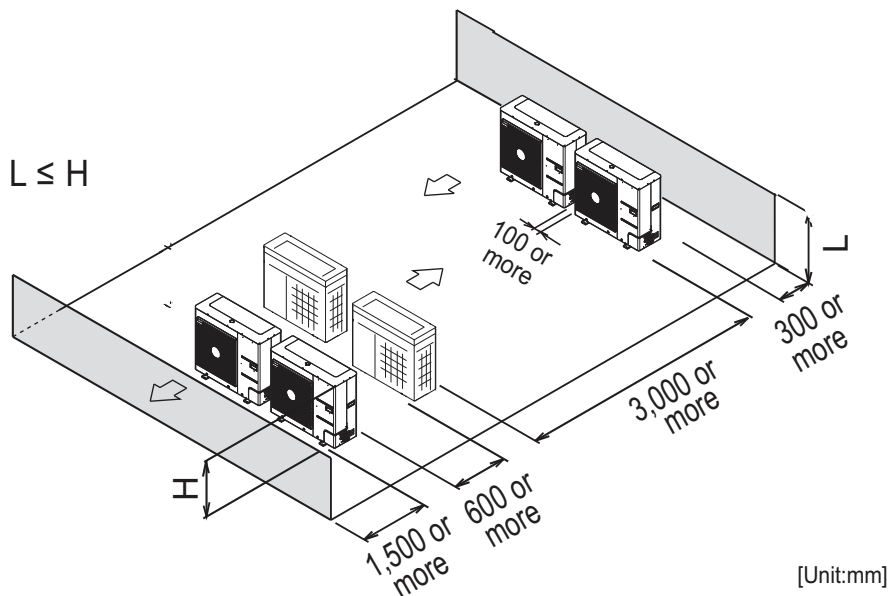
Space required for collective installation and continuous installation: When installing several units, leave space between each block as shown below considering passage for air and people.

■ One row of stand alone installation



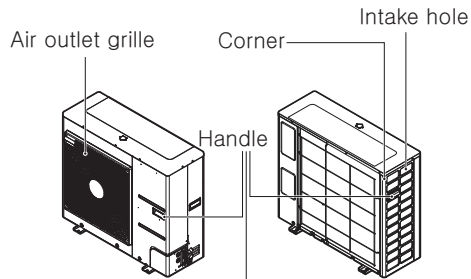
■ Rows of collective installation (2 or more)

- L should be smaller than H

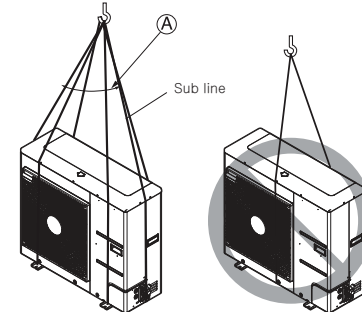


3. Lifting Method

- When carrying the suspended, unit pass the ropes between legs of base panel under the unit.
- Always lift the unit with ropes attached at four points so that impact is not applied to the unit.
- Attach the ropes to the unit at an angle of 40° or less.
- Use only accessories and parts which are of the designated specification when installing.



Always hold the unit by the corners, as holding it by the side intake holes on the casing may cause them to deform.



Ⓐ 40° or less

⚠ WARNING

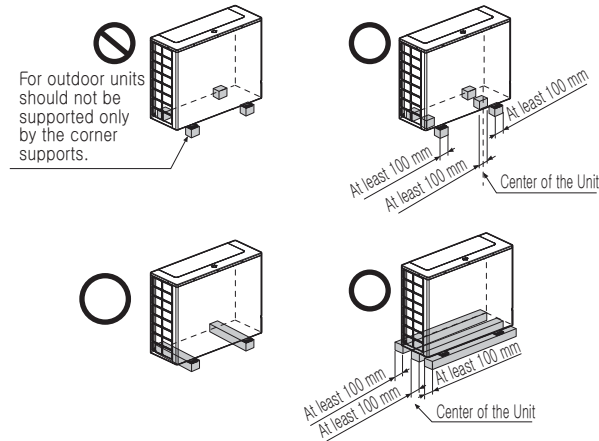
⚠ CAUTION

Be very careful while carrying the product.

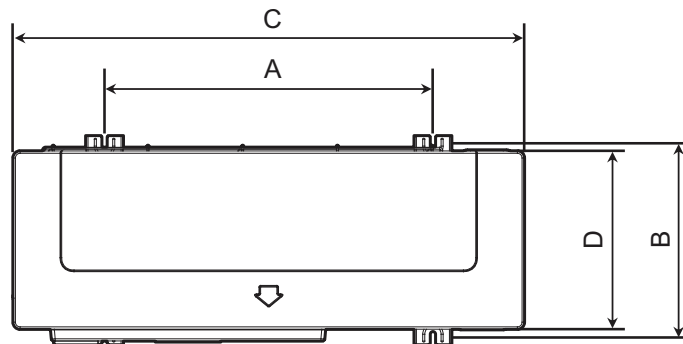
- Do not have only one person carry product if it is more than 20 kg.
- PP bands are used to pack some products. Do not use them as a mean for transportation because they are dangerous.
- Do not touch heat exchanger fins with your bare hands. Otherwise you may get a cut in your hands.
- Tear plastic packaging bag and scrap it so that children cannot play with it Otherwise plastic packaging bag may suffocate children to death.
- When carrying in Outdoor unit, be sure to support it at four points. Carrying in and lifting with 3-point support may make Outdoor unit unstable, resulting in a fall.

4. Installation

- Install at places where it can endure the weight and vibration/noise of the outdoor unit.
- The outdoor unit supports at the bottom shall have width of at least 100mm under the Unit's legs before being fixed.
- The outdoor unit supports should have minimum height of 200mm.
- Anchor bolts must be inserted at least 75mm.



4.1 The location of the Anchor bolts



Chassis	A x B [Unit : mm]	C x D [Unit : mm]
U4	620 x 360	950 x 330

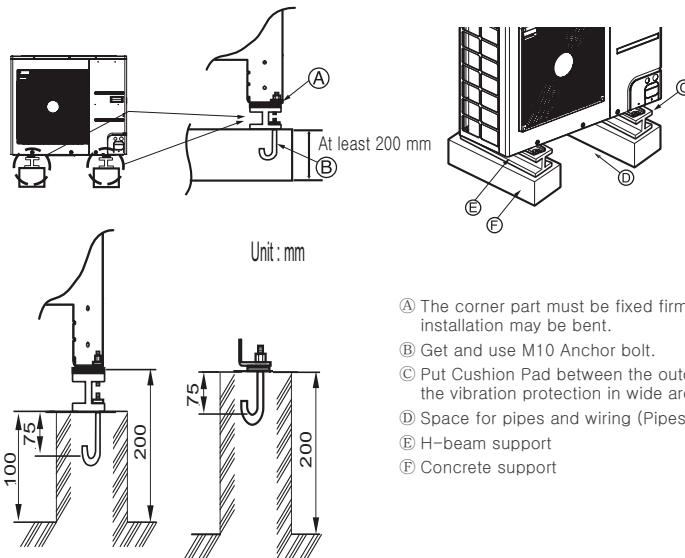
Note

- Depending on the sales region or product type, external appearance and applicability of each "Chassis" might be varied.

4. Installation

4.2 Foundation for Installation

- Fix the unit tightly with bolts as shown below so that unit will not fall down due to earthquake or gust.
- Use the H-beam support as a base support
- Noise and vibration may occur from the floor or wall since vibration is transferred through the installation part depending on installation status. Thus, use anti-vibration materials (cushion pad) fully (The base pad shall be more than 200mm).



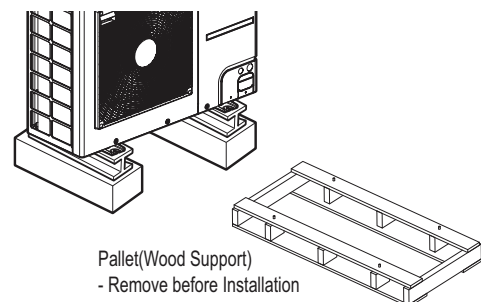
- Ⓐ The corner part must be fixed firmly. Otherwise, the support for the installation may be bent.
- Ⓑ Get and use M10 Anchor bolt.
- Ⓒ Put Cushion Pad between the outdoor unit and ground support for the vibration protection in wide area.
- Ⓓ Space for pipes and wiring (Pipes and wirings for bottom side)
- Ⓔ H-beam support
- Ⓕ Concrete support

⚠ WARNING

- Install where it can sufficiently support the weight of the outdoor unit.
If the support strength is not enough, the outdoor unit may drop and hurt people.
- Install where the outdoor unit may not fall in strong wind or earthquake.
If there is a fault in the supporting conditions, the outdoor unit may fall and hurt people.
- Please take extra cautions on the supporting strength of the ground, water outlet treatment (treatment of the water flowing out of the outdoor unit in operation), and the passages of the pipe and wiring, when making the ground support.
- Do not use tube or pipe for water outlet in the Base pan. Use drainage instead for water outlet. The tube or pipe may freeze and the water may not be drained.

⚠ WARNING

- Be sure to remove the Pallet (Wood Support) of the bottom side of the outdoor unit Base Pan before fixing the bolt. It may cause the unstable state of the outdoor settlement, and may cause freezing of the heat exchanger resulting in abnormal operations.
- Be sure to remove the Pallet (Wood Support) of the bottom side of the outdoor unit before welding. Not removing Pallet (Wood Support) causes hazard of fire during welding.

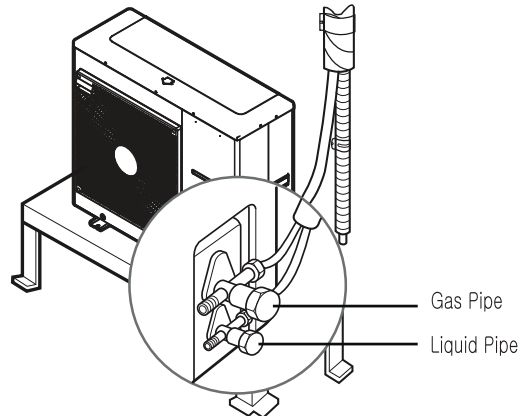


5. Refrigerant Piping Installation

5.1 Precautions on Pipe connection / Valve operation

Pipe connection is done by connecting from the end of the pipe to the branching pipes, and the refrigerant pipe coming out of the outdoor unit is divided at the end to connect to each indoor unit. Flare connection for the indoor unit, and welding connection for the outdoor pipe and the branching parts.

- Use hexagonal wrench to open/close the valve.



⚠ WARNING

- Always careful not to leak the refrigerant during welding.
- The refrigerant generates poisonous gas harmful to human body if combusted.
- Do not perform welding in a closed space.
- Be sure to close the cap of the service port to prevent gas leakage after the work.

⚠ CAUTION

Please block the pipe knock outs of the front and side panels after installing the pipes.
(Animals or foreign objects may be brought in to damage wires.)

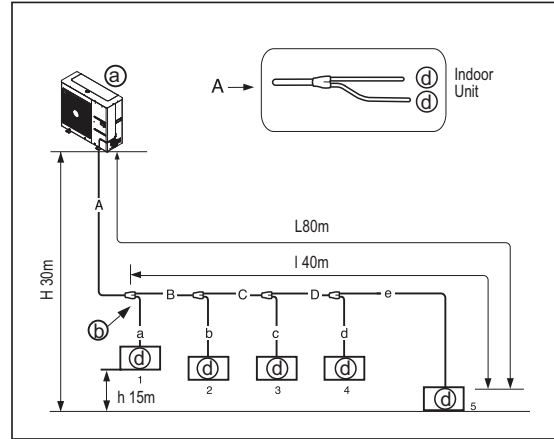
6. Refrigerant Piping System

6.1 Pipe Connection Method between outdoor unit / indoor unit

6.1.1 Model (ZRUN***GSS0 / ZRUN***LSS0)

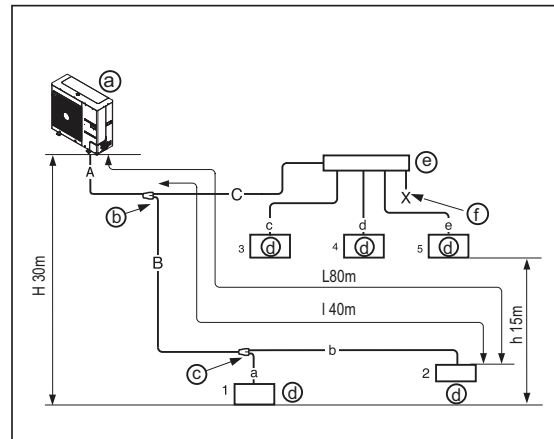
Y branch method

- Ⓐ: Outdoor Unit
- Ⓑ: 1st branch (Y branch)
- Ⓓ: Indoor Units



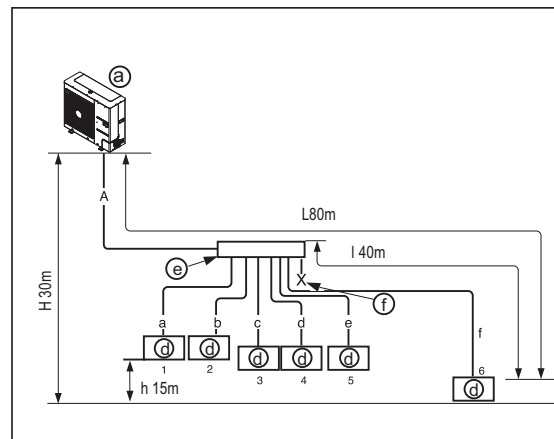
Combination of Y branch / header method

- Ⓐ: Outdoor Unit
- Ⓑ: 1st branch (Y branch)
- Ⓒ: Y branch
- Ⓓ: Indoor Units
- Ⓔ: Header
- Ⓕ: Sealed piping



Header method

- Ⓐ: Outdoor Unit
- Ⓓ: Indoor Units
- Ⓔ: Header
- Ⓕ: Sealed piping



⚠ WARNING

- Depending on the sales region or product type, external appearance and applicability of each "Chassis" might be varied.
- Branch pipe can not be used after header.
- Pipe length after header branching
 - It is recommended that difference in length of the pipes connected to the indoor units (a~f) is minimized. Performance difference between indoor units may occur.
 - Indoor units should be installed at lower position than the header.

6. Refrigerant Piping System

■ Limits of pipe length and difference in height

◆ Model (ZRUN***GSS0 / ZRUN***LSS0)

Connection method		Y branch only	Combination of Y branch / header	Header only
Max. pipe length	Longest pipe length (L) : between Outdoor Unit ↔ Indoor Unit	$A+B+C+D+e \leq 80 \text{ m}$	$A+B+b \leq 80 \text{ m}$ $A+C+e \leq 80 \text{ m}$	$A+f \leq 80 \text{ m}$
	Longest pipe equivalent length* (L) : between Outdoor Unit ↔ Indoor Unit	100 m	100 m	100 m
	Longest pipe length after 1st branch (ℓ)	40 m	40 m	40 m
	Total pipe length	300 m	300 m	300 m
Max. difference in height	Difference in height (H) : between Outdoor Unit ↔ Indoor Unit	30 m	30 m	30 m
	Difference in height (h) : between Indoor Unit ↔ Indoor Unit	15 m	15 m	15 m

Note

- * : Assume equivalent piping length of Y branch to be 0.5m, that of header to be 1m, calculation purpose.

WARNING

When the below condition is satisfied, the diameter of main pipe (A) must be increased according to below table.

- The equivalent length between outdoor unit and the farthest indoor unit is 90m or more (Liquid and Gas pipes are increased)

■ Refrigerant pipe diameter from outdoor unit to first branch. (A)

Upward Outdoor unit total capacity	Standard Pipe Diameter		Increased Pipe Diameter	
	Liquid pipe [mm(inch)]	Gas pipe [mm(inch)]	When equivalent pipe length is 90m or more from ODU to farthest IDU	
HP			Liquid pipe [mm(inch)]	Gas pipe [mm(inch)]
3	Ø 9.52(3/8)	Ø 15.88(5/8)	Ø 12.7(1/2)	Ø 19.05(3/4)
4	Ø 9.52(3/8)	Ø 15.88(5/8)	Ø 12.7(1/2)	Ø 19.05(3/4)
5	Ø 9.52(3/8)	Ø 15.88(5/8)	Ø 12.7(1/2)	Ø 19.05(3/4)
6	Ø 9.52(3/8)	Ø 19.05(3/4)	Ø 12.7(1/2)	Ø 22.2(7/8)

* If available on site, select pipe size from the pipe diameter table according to capacity. Otherwise it doesn't need to be increased.

* Model line up could be different in accordance with target region.

■ Refrigerant pipe diameter from branch to branch (B,C,D)

Downward Indoor Unit total capacity [kW(Btu/h)]	Liquid pipe [mm(inch)]	Gas pipe [mm(inch)]
≤ 5.6(19,100)	Ø6.35(1/4)	Ø12.7(1/2)
< 16.0(54,600)	Ø9.52(3/8)	Ø15.88(5/8)
< 22.4(76,400)	Ø9.52(3/8)	Ø19.05(3/4)
< 33.6(114,700)	Ø9.52(3/8)	Ø22.2(7/8)

6. Refrigerant Piping System

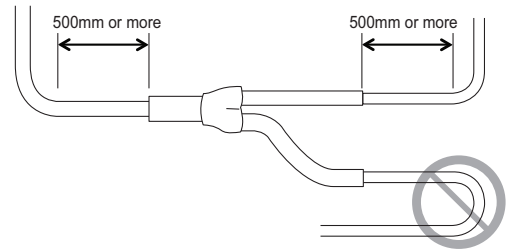
6.2 Indoor Unit Connection

◆ Indoor Unit connecting pipe from branch (a,b,c,d,e,f)

Indoor Unit capacity [kW(Btu/h)]	Liquid pipe [mm(inch)]	Gas pipe [mm(inch)]
≤ 5.6(19,100)	Ø6.35(1/4)	Ø12.7(1/2)
< 16.0(54,600)	Ø9.52(3/8)	Ø15.88(5/8)

⚠ CAUTION

- Bending radius should be at least twice the diameter of the pipe.
- Bend pipe after 500mm or more from branch(or header).
Do not bend U type.
It may cause Performance unsatisfactory or noise.



6.3 The amount of Refrigerant

The calculation of the additional charge should take into account the length of pipe and CF(correction Factor) value of indoor unit.

Additional charge(kg)	=	Total liquid pipe : Ø25.4 mm	×	0.422(kg/m)
	+	Total liquid pipe : Ø22.2 mm	×	0.313(kg/m)
	+	Total liquid pipe : Ø19.05 mm	×	0.235(kg/m)
	+	Total liquid pipe : Ø15.88 mm	×	0.153(kg/m)
	+	Total liquid pipe : Ø12.7 mm	×	0.103(kg/m)
	+	Total liquid pipe : Ø9.52 mm	×	0.053(kg/m)
	+	Total liquid pipe : Ø6.35 mm	×	0.019(kg/m)
	+	CF value of indoor unit(kg/EA)		

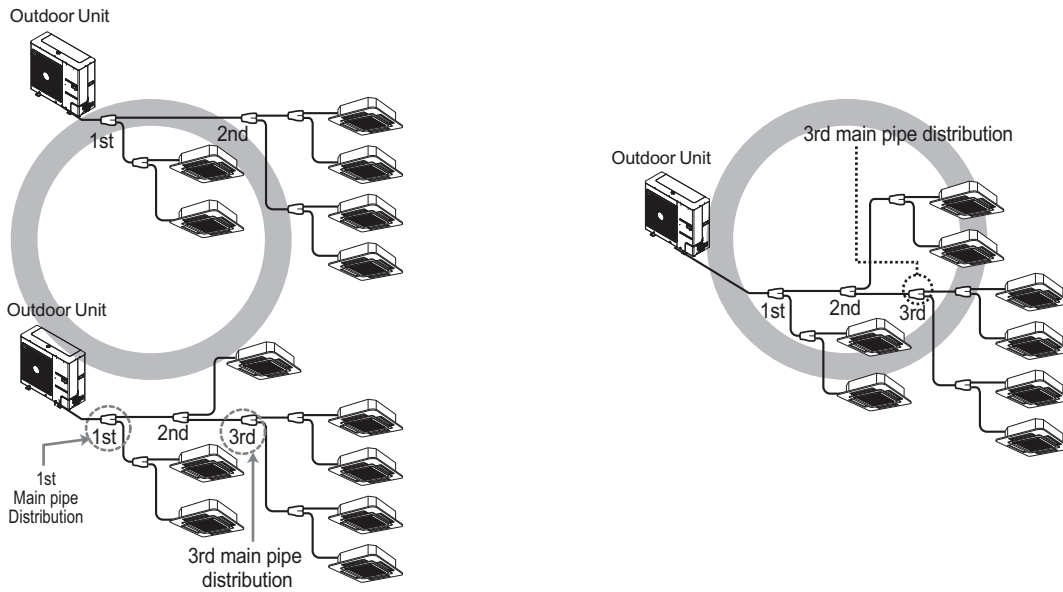
Note

For CF value (additional refrigerant) table of indoor units, please refer to PDB of indoor unit.

6. Refrigerant Piping System

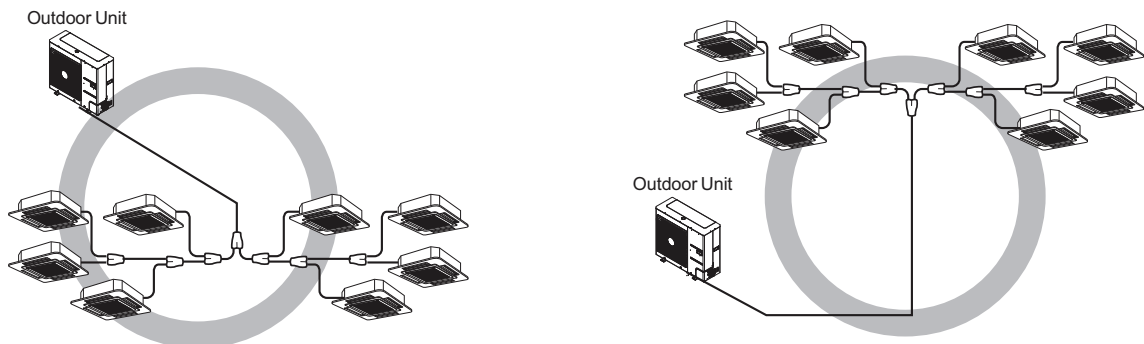
6.4 Distribution Method

1. Line Distribution

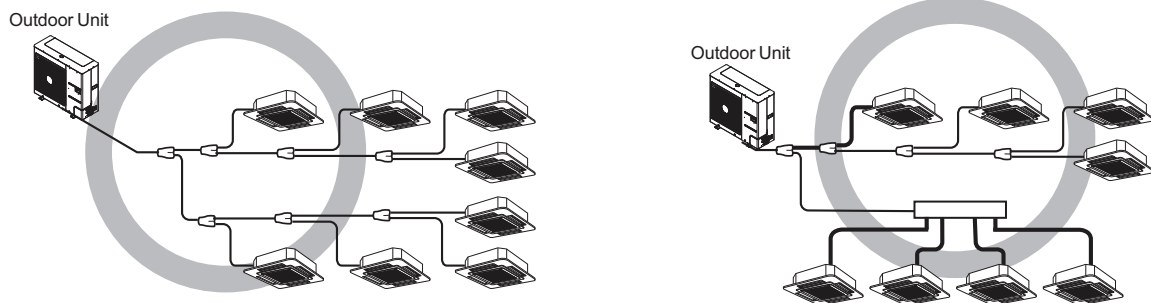


2. Vertical Distribution

Ensure that the branch pipes are attached vertically.



3. The others



6. Refrigerant Piping System

6.5.2 Header

Models	Gas pipe [Unit:mm]	Liquid pipe [Unit:mm]
4 branch ARBL054		
7 branch ARBL057		
4 branch ARBL104		
7 branch ARBL107		
10 branch ARBL1010		
10 branch ARBL2010		

7. Electrical Wiring

7.1 Electrical Wiring

7.1.1 Caution

1. Follow ordinance of your governmental organization for technical standard related to electrical equipment, wiring regulations and guidance of each electric power company.

⚠ WARNING

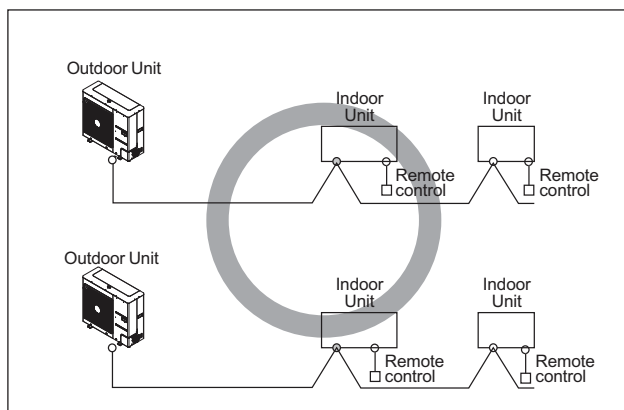
Be sure to have authorized electrical engineers do the electric work using special circuits in accordance with regulations and this installation manual. If power supply circuit has a lack of capacity or electric work deficiency, it may cause an electric shock or fire.

2. Install the Outdoor Unit communication line away from the power source wiring so that it is not affected by electric noise from the power source. (Do not run it through the same conduit.)
3. Be sure to provide designated grounding work to Outdoor Unit.

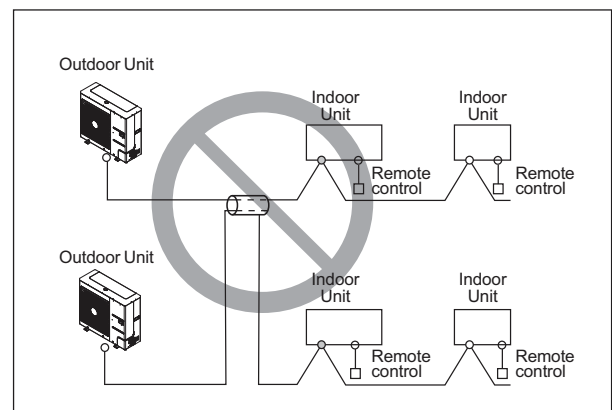
⚠ CAUTION

Be sure to correct the outdoor unit to earth. Do not connect earth line to any gas pipe, liquid pipe, lightning rod or telephone earth line. If earth is incomplete, it may cause an electric shock.

4. Give some allowance to wiring for electrical part box of Indoor and Outdoor Units, because the box is sometimes removed at the time of service work.
5. Never connect the main power source to terminal block of communication line. If connected, electrical parts will be burnt out.
6. Use 2-core shield cable for communication line. (○ mark in the figure below) If communication lines of different systems are wired with the same multiple-core cable, the resultant poor transmitting and receiving will cause erroneous operations. (⊗ mark in the figure below)
7. Only the communication line specified should be connected to the terminal block for Outdoor Unit communication.



2-Core Shield Cable



Multi-Core Cable

⚠ CAUTION

- This product have reversed phase protection detector that only works when the power is turned on. If there exists black out or the power goes on and off which the product is operating, attach a reversed

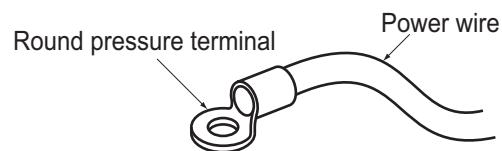
7. Electrical Wiring

phase protection circuit locally. running the product in reversed phase may break the compressor and other parts.

- Use the 2-core shield cables for communication lines. Never use them together with power cables.
- The conductive shielding layer of cable should be grounded to the metal part of both units.
- Never use multi-core cable
- As this unit is equipped with an inverter, to install a phase leading capacitor not only will deteriorate power factor improvement effect, but also may cause capacitor abnormal heating. Therefore, never install a phase leading capacitor.
- Make sure that the power unbalance ratio is not greater than 2%. If it is greater, the unit's lifespan will be reduced.
- Introducing with a missing N-phase or with a mistaken N-phase will break the equipment.

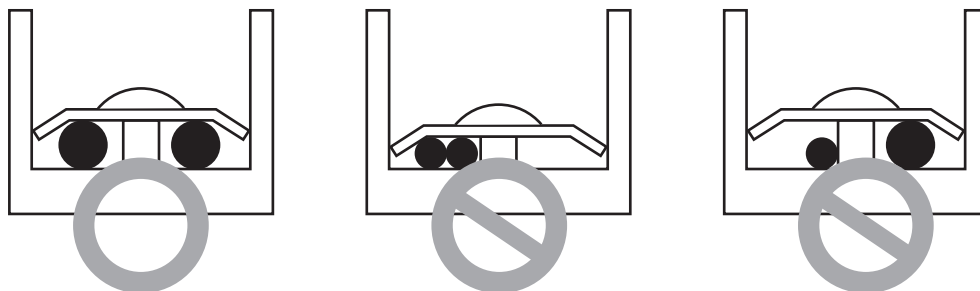
■ Precautions when laying power wiring

Use round pressure terminals for connections to the power terminal block.



When none are available, follow the instructions below.

- Do not connect wiring of different thicknesses to the power terminal block. (Slack in the power wiring may cause abnormal heat.)
- When connecting wiring which is the same thickness, do as shown in the figure below.



- For wiring, use the designated power wire and connect firmly, then secure to prevent outside pressure being exerted on the terminal block.
- Use an appropriate screwdriver for tightening the terminal screws. A screwdriver with a small head will strip the head and make proper tightening impossible.
- Over-tightening the terminal screws may break them.

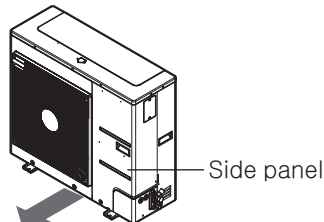
⚠ CAUTION

When the 400 volt power supply is applied to "N" phase by mistake, replace inverter PCB and transformer in control box.

7. Electrical Wiring

■ Control box and connection position of wiring

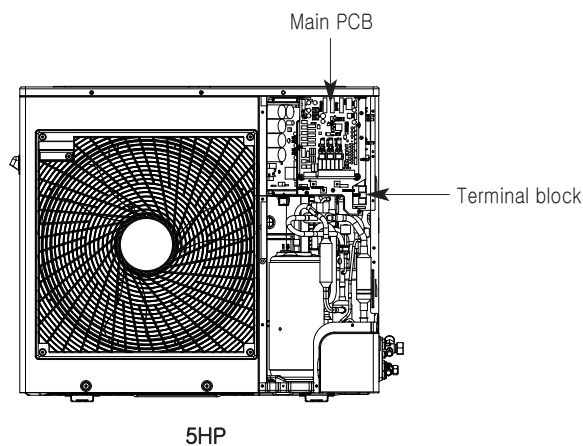
- Remove all of the screws at side panel and remove the panel by pulling it forward.
- Connect communication cables between outdoor unit and indoor units through the terminal block.
- When the central control system is connected to the outdoor unit, a dedicated PCB must be connected between them.
- When connecting communication cable between outdoor unit and indoor units with shielded cable, connect the shield ground to the earth screw.



⚠ WARNING

The temperature sensor for outdoor air should not be exposed to direct sunlight.

- Provide an appropriate cover to intercept direct sunlight.



7. Electrical Wiring

7.1.2 Communication and Power Lines

1. Communication cable

- Types: shielding cable
- Cross section: 1.0~1.5mm²
- Maximum allowable temperature: 60°C
- Maximum allowable cable length: under 300m

2. Remote control cable

- Types : 3-core cable

3. Central control cable

Product type	Cable type	Diameter
ACP	2-core wire (shielding wire)	1.0~1.5mm ²
AC Smart	2-core wire (shielding wire)	1.0~1.5mm ²
AC Ez	4-core wire (shielding wire)	1.0~1.5mm ²

4. Separation of communication and power lines

- If communication and power lines are run alongside each other then there is a strong likelihood of operational faults developing due to interference in the signal wiring caused by electrostatic and electromagnetic coupling.

The tables below indicates our recommendation as to appropriate spacing of communication and powerlines where these are to be run side by side

Current capacity of power line		Spacing
100V or more	10A	300mm
	50A	500mm
	100A	1,000mm
	Exceed 100A	1,500mm

Note

- The figures are based on assumed length of parallel cabling up to 100m. For length in excess of 100m the figures will have to be recalculated in direct proportion to the additional length of line involved.
- If the power supply waveform continues to exhibit some distortion the recommended spacing in the table should be increased.
 - If the cable are laid inside conduits then the following point must also be taken into account when grouping various cable together for introduction into the conduits
 - Power cable(including power supply to air conditioner) and communication cables must not be laid inside the same
 - In the same way, when grouping the power wires and communication cables should not be bunched together.

CAUTION

- If apparatus is not properly earthed then there is always a risk of electric shocks, the earthing of the apparatus must be carried out by a qualified person.
- Use a power wire pipe for the power wiring.

7. Electrical Wiring

7.2 DIP Switch Setting

7.2.1 Checking according to dip switch setting

You can check the setting values of the unit from the 7 segment LED.

The dip switch setting should be changed when the power is OFF.

7.2.2 Checking the setting of the unit

The number is sequentially appeared at the 7 segment in 5 seconds after applying the power. This number represents the setting condition.

- Initial display order

Order	No	Mean
①	3~6	Model capacity
②	1	Cooling only
	2	Heat pump
③	38	380V
	46	460V
	22	220V
④	1	Standard
	2	Compact
	5	Cold temperature area
	6	Tropical
	9	R32 Standard

- Example) ZRUN060GSS5


①	②	③	④
6	2	22	1

Note

- Example of model names could be different with model names included within this PDB.
- In accordance with the number of combined outdoor unit or target region, it could not be applied to set the order ③,④.

7. Electrical Wiring

◆ Main PCB




⚠ CAUTION


Product may not properly operate if the relevant DIP switch is not properly setup.

7. Electrical Wiring


◆ FAN PCB



◆ Noise Filter



◆ Inverter PCB




7. Electrical Wiring

7.3 Automatic Addressing

- **The address of indoor units would be set by auto addressing**
 1. Wait for 3 minutes after supplying power.
 2. Press RED button of the outdoor units for 5 seconds. (SW01C)
 3. A "88" is indicated on 7-segment LED of the outdoor unit PCB.
 4. For completing addressing, 2~7 minutes are required depending on numbers of connected indoor units
 5. Numbers of connected indoor units whose addressing is completed are indicated for 30 seconds on 7-segment LED of the outdoor unit PCB
 6. After completing addressing, address of each indoor unit is indicated on the wired remote control display window. (CH01, CH02, CH03,, CH06 : Indicated as numbers of connected indoor units)

◆ Main PCB

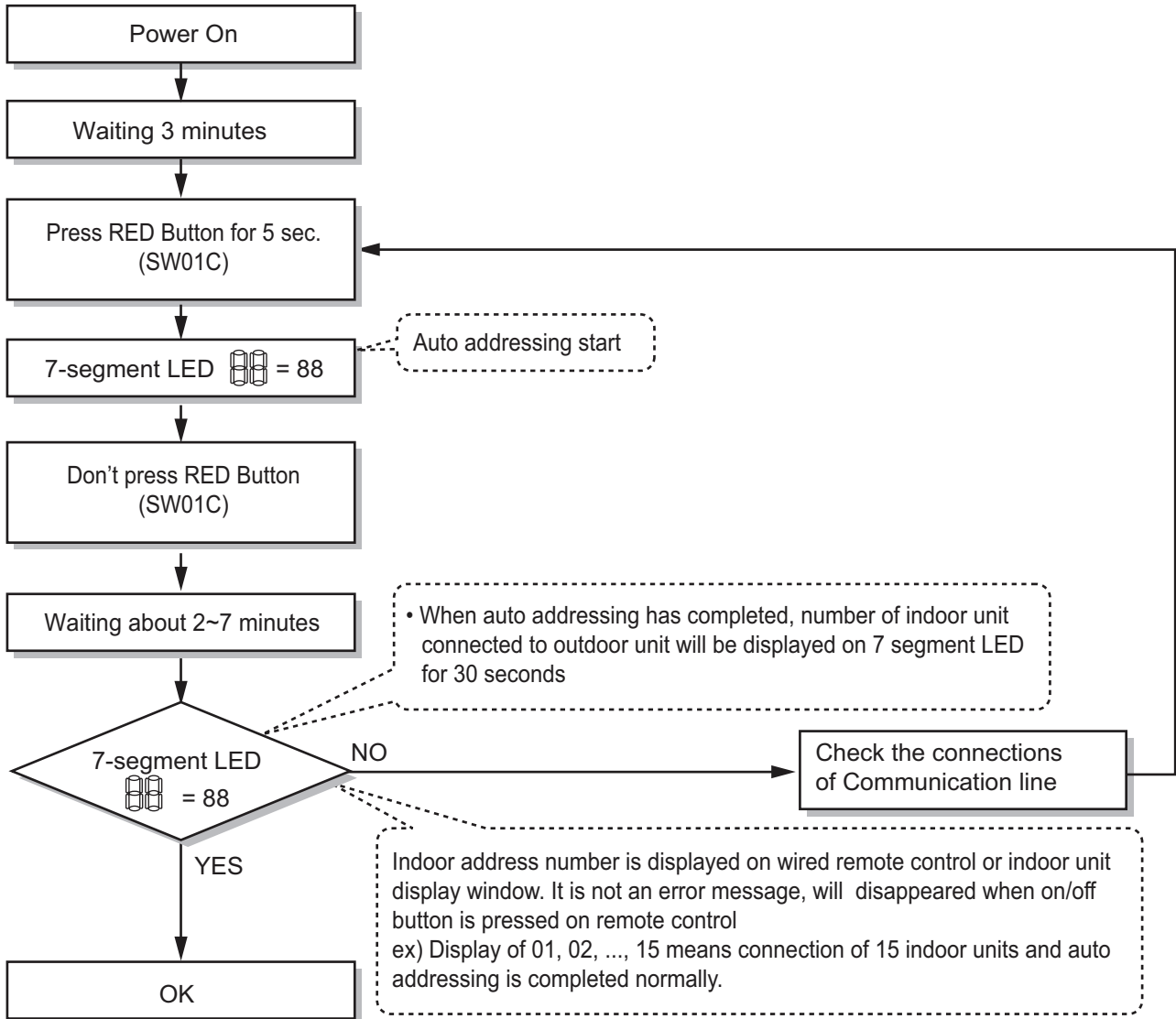


⚠ CAUTION

- In replacement of the indoor unit PCB, always perform Auto addressing setting again (At that time, please check about using Independent power module to any indoor unit.)
- If power supply is not applied to the indoor unit, operation error occur.
- Auto addressing is only possible on the Unit.
- Auto addressing has to be performed after 3 minutes to improve communication.

7. Electrical Wiring

■ The Procedure of Automatic Addressing

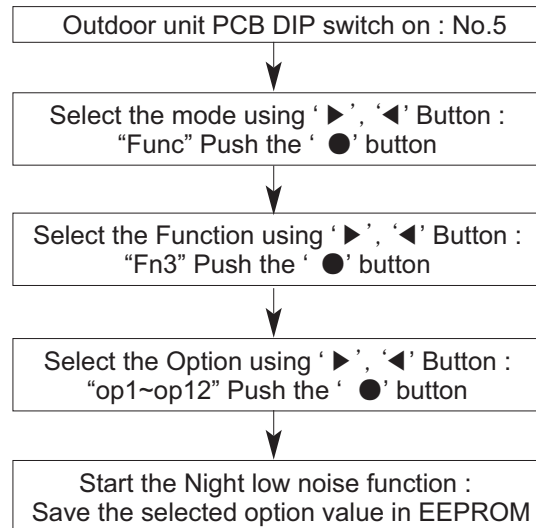


8. Setting the function

8.1 Night Low Noise Function

This function makes the ODU fan operate at low RPM to reduce the fan noise of ODU at night which has low load.

◆ Night low noise function setting method



◆ Time Settings

Step	Judgment Time(Hr)	Operation Time(Hr)
op1	8	9
op2	6.5	10.5
op3	5	12
op4	8	9
op5	6.5	10.5
op6	5	12
op7	8	9
op8	6.5	10.5
op9	5	12
op10	Continuous operation	
op11	Continuous operation	
op12	Continuous operation	

◆ Noise

Capacity		3 HP	4 HP	5 HP	6 HP
Mode	Step	Sound Pressure Levels [dB(A)]			
Cooling	op1 ~ op3, op10	50	50	52	52
	op4 ~ op6, op11	49	49	51	51
	op7 ~ op9, op12	48	48	50	50
Heating	op1 ~ op3, op10	52	52	54	54
	op4 ~ op6, op11	51	51	53	53
	op7 ~ op9, op12	50	50	52	52

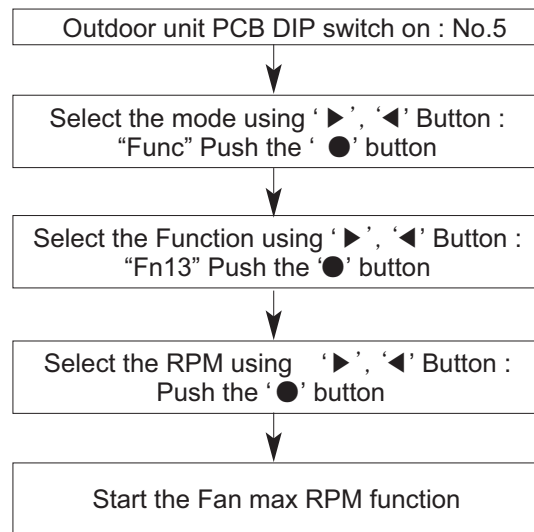
⚠ CAUTION

- Request installer to set the function during installation.
- If ODU RPM changes, capacity may go down.

8. Setting the function

8.2 Fan Max RPM Function

◆ Fan max RPM function setting method



◆ Air flow rate

Capacity	3 / 4 HP	5 / 6 HP
Max RPM	Max Air Flow Rate(m ³ /min)	
400	23	29
450	28	33
500	32	38
550	37	43
600	42	48
650	46	53
700	51	57
750	56	62
800	60	67
850	-	72
900	-	76
950	-	80
1000	-	86

⚠ CAUTION

- Request installer to set the function during installation.
- If you want to limit the max air flow rate of ODU, refer to the table above.
- If less than the rated air flow rate by model, capacity may go down.

MULTI V™ S
Outdoor Unit

Special Guide

- 1. Alternative Refrigerant R32**
- 2. Installation Guide at the Seaside**

1. Alternative Refrigerant R32

The refrigerant R32 has the higher efficiency and more friendly for environment in comparison with R410A. It has a lower GWP (Global Warming Potential) value, and higher efficiency than R410A. The Ozone Depletion Potential (ODP) of R32 is 0, and Global Warming Potential(GWP) is 675.

Refrigerant piping consists of copper/steel pipes, joints, and other fittings. All components must be selected and installed in conformity with the standards pertaining to the Refrigeration Safety Regulation. Same piping as for R410A can be used.

WARNING

- This product contains fluorinated greenhouse gases (Refrigerant type : R32). Do NOT emit refrigerant gases into the atmosphere.
 - The refrigerant R32 is Slightly Flammable gas. But it does not leak normally. If the refrigerant leaks in the installed place and contact with burning energy, it may cause fire, or a harmful gas.
 - If there are some leak, turn off any combustible devices, ventilate the installed place, and contact the dealer from which you purchased the unit. Do not use the unit until the refrigerant leaked is repaired.
 - Only use R32 as refrigerant. Other substances may cause explosions and accidents.
-

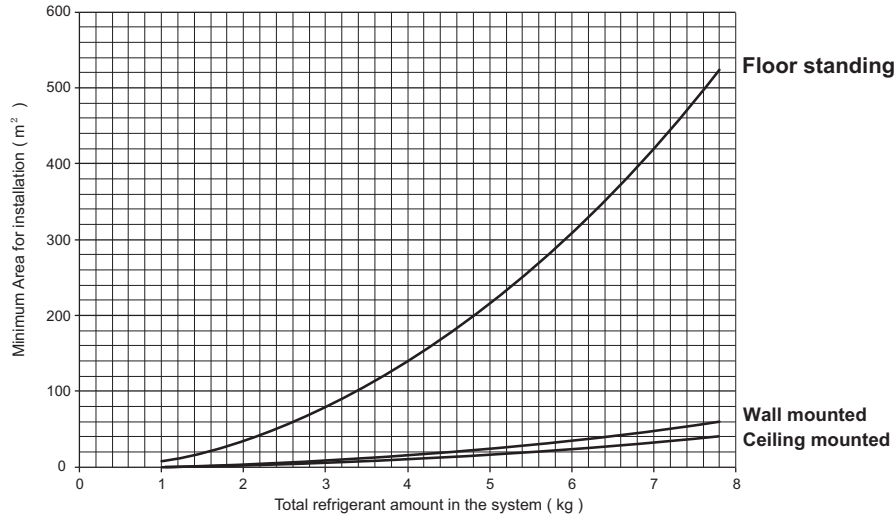
CAUTION

- The wall thickness of the piping should comply with the relevant local and national regulations for the designed pressure.
 - For high-pressure refrigerant, any unapproved pipe must not be used.
 - Do not heat pipes more than necessary to prevent them from softening.
-

1. Alternative Refrigerant R32

■ Minimum Floor Area for Installation

- The unit should be installed, operated and stored in a room with a floor area larger than the minimum area. Use the graph of table to determine the minimum area.
- Pipe-work shall be protected from physical damage and shall not be installed in an unventilated space, if that space is smaller than minimum area for installation.



– Total refrigerant amount in the system = factory refrigerant charge + additional refrigerant amount

Refrigerant Amount (kg)	Minimum Area (m ²)		
	Floor location	Wall mounted	Ceiling Mounted
< 1.224	-	-	-
1.224	12.90	1.43	0.956
1.4	16.82	1.87	1.25
1.6	21.97	2.44	1.63
1.8	27.80	3.09	2.07
2.0	34.32	3.81	2.55
2.2	41.53	4.61	3.09
2.4	49.42	5.49	3.68
2.6	58.00	6.44	4.31
2.8	67.27	7.47	5.00
3.0	77.22	8.58	5.74
3.2	87.86	9.76	6.54
3.4	99.19	11.02	7.38
3.6	111.20	12.36	8.27
3.8	123.90	13.77	9.22
4.0	137.29	15.25	10.21
4.2	151.36	16.82	11.26
4.4	166.12	18.46	12.36
4.6	181.56	20.17	13.50
4.8	197.70	21.97	14.70
5.0	214.51	23.83	15.96
5.2	232.02	25.78	17.26
5.4	250.21	27.80	18.61
5.6	269.09	29.90	20.01
5.8	288.65	32.07	21.47
6.0	308.90	34.32	22.98
6.2	329.84	36.65	24.53
6.4	351.46	39.05	26.14
6.6	373.77	41.53	27.80
6.8	396.76	44.08	29.51
7.0	420.45	46.72	31.27
7.2	444.81	49.42	33.09
7.4	469.87	52.21	34.95
7.6	495.61	55.07	36.86
7.8	522.04	58.00	38.83
7.956	543.13	60.35	40.40

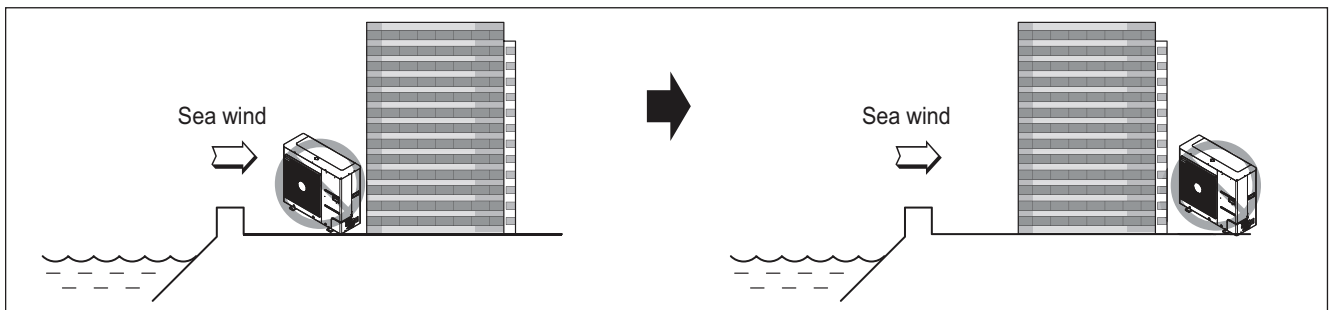
2. Installation Guide at the seaside

⚠ CAUTION

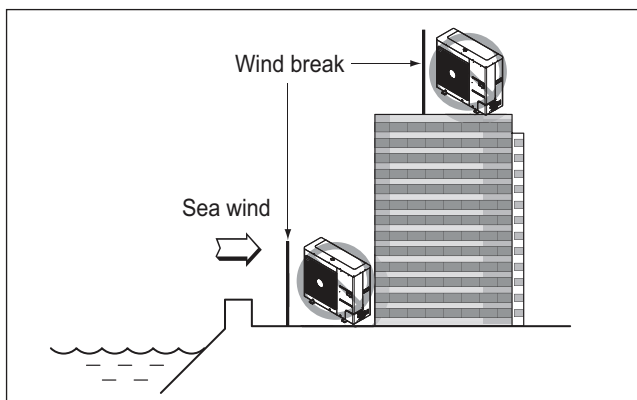
1. Air conditioners must not be installed in areas where corrosive gases, such as acid or alkaline gas, are present.
2. Do not install the product where it could be exposed to sea wind (salty wind) directly. As a result, the product is corroded. Corrosion, particularly on the condenser and evaporator fins, could cause product malfunction or inefficient performance.
3. If outdoor or indoor unit is installed close to the seaside, it should avoid direct exposure to the sea wind. Otherwise it needs additional corrosion resistance treatment on the heat exchanger.

2.1 Selecting the location(Outdoor Unit)

1. If the outdoor unit is to be installed close to the seaside, direct exposure to the sea wind should be avoided. Install the outdoor unit on the opposite side of the sea wind direction.



2. In case of outdoor installation on the seaside, a windbreak shield is mandatory to install not to allow exposure of the unit to the sea wind.



- It must be strong enough like concrete to prevent the sea wind from the sea.
- The height and width should be more than 150% of the outdoor unit.
- It must be kept more than 70 cm of space between outdoor unit and the windbreak for easy air flow.

3. Select a well-drained place.
4. Where the distance between the outdoor unit and the sea shore is more than 1km.

⚠ CAUTION

- It needs the periodic (more than once/year) cleaning of the dust or salt particles stuck on the heat exchanger by using liquid.
- LG does not guarantee in case that periodic cleaning for heat exchanger is not doing or windbreak is not installed.

2. Installation Guide at the seaside

2.2 Installation and maintenance

- Install the product where it will avoid salt water splash and beach sand as much as possible.
 - Install the machine in the direction the wind blows away from the building.
 - If you inevitably have to install the machine on by the shore, install a fence to block the wind to avoid direct contact from sea wind.
 - Be careful of the installation direction.
(The level of corrosion differs when the unit is parallel or vertical to the coast line.)
- Try to install the unit so that the particles from the sea side attached on the exterior panel can be sufficiently cleaned by the rain.
- Because the water collected within the floor of the outdoor unit significantly accelerates the corrosion process, make sure to install the unit so that water is well drained considering the inclination etc.
- For the outdoor unit installed on the sea shore, periodically wash the unit with clean water to remove any salt attached on the unit.
- Install the unit where it is well drained. Especially, secure good drainage at the floor part.
- Always repair dents caused from installation, maintenance etc.
- Periodically check the condition of the machine (Set water resistance treatment or replace parts, if necessary.)
- When you are not running the machine for a long period of time, such as during the off season, put a cover on the outdoor unit.
- Sufficiently maintain the machine well.
Also, when install the machine in a special environment, you need to take separate consideration sufficiently.



Air Solution

LG Electronics Inc, 128, Yeoui-daero,
Yeongdeungpo-gu, Seoul, Korea
(07336)
<http://partner.lge.com>

Copyright © 2021-2024 LG Electronics Inc.
All Rights Reserved.
Printed in Korea October / 2024

The air conditioners manufactured by LG have received ISO9001 certificate for quality assurance and ISO14001 certificate for environmental management system.
The specifications, designs, and information in this brochure are subject to change without notice.